

# WESTWARD FLEET COOPERATIVE

## 2023 ANNUAL REPORT

PRESENTED TO THE NORTH PACIFIC FISHERIES MANAGEMENT  
COUNCIL MARCH 20 2024

Prepared by Timothy Cusick

Westward Fleet Cooperative - Manager

[Timc@westwardfishing.com](mailto:Timc@westwardfishing.com)

## TABLE OF CONTENTS

	Page
INTRODUCTION AND COOPERATIVE MANAGEMENT	1
2023 WESTWARD FLEET COOPERATIVE MEMBERSHIP	1
IN SEASON MANAGEMENT	2
DIRECTED POLLOCK FISHERY	2
BYCATCH AND BYCATCH MANAGEMENT IN THE DIRECTED POLLOCK FISHERY	2
BERING SEA SIDEBOARD LIMITS, CATCH, AND TRANSFERS	3
GULF OF ALASKA SIDEBOARD LIMITS AND TRANSFERS	3
TABLE 1 - BSAI POLLOCK ALLOCATION BY VESSEL	4
TABLE 2 - BSAI POLLOCK CATCH AND TRANSFERS BY VESSEL	5
TABLE 3 - DELIVERIES MADE TO PROCESSORS OTHER THAN WESTWARD	6
TABLE 4 - POLLOCK AND PSC IN THE BSAI DIRECTED POLLOCK FISHERY	7
TABLE 5 - SALMON BYCATCH AND DIRTY 20 APPERANCES	8
TABLE 6 - COD AND PSC IN THE DIRECTED BSAI COD FISHERY	9
TABLE 7 – ALL SPECIES CATCH IN THE DIRECTED COD FISHERY BY VESSEL	10
TABLE 8 – ALL SPECIES CATCH IN THE DIRECTED POLLOCK FISHERY BY VESSEL	12
TABLE 9 - BSAI SIDEBOARD LIMITS, CATCH, AND TRANSFERS	16
TABLE 10 - GOA SIDEBOARD LIMITS AND TRANSFERS	17
CRAB HARVEST SUMMARY FOR QUALIFIED VESSELS	18
2023 WESTWARD FLEET COOPERATIVE MEMBERSHIP AGREEMENT	
2023 AGREEMENT TO PROCESS	
2023 WESTWARD COOPERATIVE AFA PERMIT	

2023 was Westward Fleet Cooperatives 24<sup>rd</sup> year of fishing under the America Fisheries Act (AFA). All vessels successfully executed their harvest plans. There were many intra-Cooperative transfers and inter-cooperative transfers which are included in the tables of this report. No vessel exceeded their post-transfer allocation limits and therefore no vessels received penalties from the Cooperative Board. For 2023 Marcus Alden served as the Cooperative President, Gregory Baker as the Vice President, Robert Desautel as the Executive Director, Elizabeth Reed as Secretary and Treasurer, and Timothy Cusick as Cooperative Manager.

#### 2023 WESTWARD FLEET COOPERATIVE MEMBERSHIP

There were no changes to Cooperative Membership in 2023. Westward Fleet Cooperative has 19.380% of the In-Shore Allocation.

Member Vessel	AFA Permit Number
Alaskan Defender	425
Bering Defender	2047
Caitlin Ann	3800
Chelsea K	4620
Defender	34279
Pacific Prince	4194
Viking	1222
Westward I	1650

## IN SEASON MANAGEMENT

During the season the Cooperative manager and Plant manager meet twice daily to contact the fleet and get the latest information on scheduling, bycatch concerns, and general fish quality information. At the end of each offload the Captain and the Cooperative manager receive the offload weight and Salmon bycatch numbers. The Cooperative manager then forwards this and any other relevant information on the offload to the Cooperative member vessels and any vessel fishing under an amendment 69 agreement. The Managing Members also directly communicate with the Captains and Cooperative manager on vessel operation concerns as well as bycatch and other concerns. All member vessels as well as the Plant and Cooperative manager receive Salmon bycatch alarms and Salmon closure notices directly from Seastate. In season inter and intra Cooperative transfers are made by the Cooperative manager on the approval of the Managing Members.

## 2023 WESTWARD FLEET COOPERATIVE DIRECTED POLLOCK FISHERY

In 2023 Westward Fleet Cooperative had a Bering Sea Pollock Allocation of 109,747 mt of Pollock. The cooperative Harvested 109,730mt of Pollock, 17 mt was left in the water. Table 1 shows each member vessels allocation percentage of the Cooperative as well as the inshore sector percentage. Table two shows allocations, transfers, and catch by member vessels and the Nordic Fury who fished under Amendment 69 contract. 96.8% of the Pollock harvest was from member vessels the other 3.2% was taken by the Nordic Fury and Northern Defender. Table 3 shows deliveries that were made to Processors other than the Cooperatives associated processor Westward Seafoods. In accordance with Section 210(b)(6) of the AFA Westward Fleet Cooperative delivered more than 90.0% of its Pollock to Westward Seafoods. All Pollock was delivered within the state of Alaska.

## BYCATCH AND BYCATCH MANAGEMENT IN THE DIRECTED BS POLLOCK FISHERY

Table 4 shows number of Bairdi, Other Tanner, Red King Crab, Chinook, and Other Salmon, as well, as the metric tons of Halibut Mortality and Herring. Table 5 breaks down the Chinook and Other Salmon bycatch by vessel and season, it also notes that there were no dirty 20 lists for B season 2023. Westward Fleet Cooperative participates in the SSIP as the approved shoreside IPA under Amendment 91, as amended by Amendment 110. Further details of that program and its incentives will be provided during the IPA report presented to the North Pacific Fisheries Management Council.

## BERING SEA SIDEBOARD LIMITS, CATCH, AND TRANSFERS

Westward Fleet Cooperative vessels participated in both the Bering Sea Pollock fishery and three vessels; the Caitlin Ann, Westward One, and Viking also participated in the BSAI Non-Exempt Trawl Cod Fishery. No Westward Fleet Cooperative Vessels are Gulf Exempt. Table 6 shows the PSC taken in the BSAI Cod fishery. Table 7 shows the Cod catch and other sideboard catch in the BSAI Cod fishery. Table 9 shows the Cooperatives BSAI sideboard limits, catch, and transfers.

## GULF OF ALASKA SIDEBOARD LIMITS AND TRANSFERS

Table 10 shows the total 2023 AFA Catcher Vessel sideboard limits, for the GOA, that come from Table 18 of the 2023 Final Ground fish Specifications. Table 10 also shows Westward Fleet Cooperatives portion of those Sideboards. No Westward Fleet Cooperative vessels participated in any Gulf fisheries in 2023.

**TABLE 1****2023 Westward Fleet Cooperative AFA Pollock Quota by Vessel**

<b>Company Name</b>	<b>Member Vessels</b>	<b>% of AFA Inshore Directed Pollock Fishery</b>	<b>% of Coop Allocation 2023</b>
Dona Martita LLC	Alaskan Defender	2.417%	12.467%
Dona Martita LLC	Defender	1.103%	5.699%
Alaskan Command LLC	Caitlin Ann	0.371%	1.916%
Ocean Dynasty Limited Partnership	Chelsea K	4.647%	23.998%
Dona Martita LLC	Bering Defender	2.103%	10.857%
Pacific Knight LLC	Pacific Prince	5.527%	28.476%
Viking Limited Partnership	Viking	1.658%	8.557%
Westward Limited Partnership	Westward 1	1.554%	8.029%
	<b>Totals</b>	<b>19.380%</b>	<b>100.000%</b>

**TABLE 2****2023 AFA Pollock Catch by Vessel**

Vessel	Allocation	Transfers	Final Allocation	Catch	Over/Under
Alaskan Defender	13,682	588	14,270	14,270	0.0
Bering Defender	11,915	5,866	17,781	17,781	0.0
Caitlin Ann	2,103	6,713	8,816	8,816	0.0
Chelsea K	26,337	8	26,345	26,345	0.0
Defender	6,255	(6,186)	69	69	0.0
Nordic Fury *	0	3,542	3,542	3,542	0.0
Northern Defender *	0	15	15	15	0.0
Pacific Prince	31,252	(13,704)	17,548	17,531	(17)
Viking	9,391	380	9,771	9,771	0.0
Westward One	8,812	2,778	11,590	11,590	0.0
Totals	109,747		109,747	109,730	(17)

\* The Nordic Fury fished under an Amendment 69 contract

\* The Northern Defender fished under an Amendment 69 contract

**TABLE 3**

**Deliveries made to other Processors in 2023**

	MT	Processor
Nordic Fury	69	Northern Victor
Nordic Fury	162	Alyeska
Westward One	104	Northern Victor
Westward One	2,792	Alyeska
Northern Defender	15	Alyeska
Defender	69	Unisea
Viking	2,333	Alyeska
Caitlin Ann	1,761	Alyeska
Alaskan Defender	551	Alyeska
Total	7,856	

Westward Fleet Cooperative delivered more the 90% of it's catch to it's associated processor Westward Seafoods in Dutch Harbor Alaska.

Westward Fleet Cooperative delivered 7.2% of it's Directed AFA Pollock catch to Processors other than Westward Seafoods in 2023

Westward Fleet Cooperative made no deliveries outside of the State of Alaska in 2023



**TABLE 4**

**PSC for the Directed Pollock Fishery 2023**

Vessel	Bairdi (N)	Other Tanner (N)	Groundfish other than Pollock (MT)	Halibut Mort. (MT)	Herring (MT)	Red King Crab (N)
Alaskan Defender	0	0	40	0	8	0
Bering Defender	0	0	52	0	19	0
Caitlin Ann	0	0	105	0	40	0
Chelsea K	0	0	110	0	12	0
Defender	0	0	0	0	0	0
Northern Defender*	0	0	0	0	0	0
Nordic Fury *	0	0	23	0	12	0
Pacific Prince	0	0	73	0	12	0
Viking	0	0	78	0	130	0
Westward One	0	0	107	4	20	0
	0	0	589	4	252	0

Vessel	Pollock Harvest (MT)	Chinook (N)	Other Salmon (N)
Alaskan Defender	14,270	152	441
Bering Defender	17,781	194	367
Caitlin Ann	8,816	62	4,327
Chelsea K	26,345	253	476
Defender	69	0	0
Northern Defender*	15	0	0
Nordic Fury *	3,542	47	488
Pacific Prince	17,531	248	1,019
Viking	9,771	138	2,928
Westward One	11,590	119	829
	109,730	1,213	10,875

\* Nordic Fury was fishing under an Amendment 69 contract

\* Northern Defender was fishing under an Amendment 69 contract

\* Data Provided by Seastate

\* Numbers are rounded to the nearest mt and nearest whole number for Crab and Salmon

**TABLE 5****Westward Fleet Cooperative 2023 Salmon Bycatch and "Dirty 20" apperances**

Vessel	Pollock Harvest (MT)	"A" Season Chinook	"B" Season Chinook	"A" Season Other Salmon	"B" Season Other Salmon	"B" Season Dirty 20 List Other Salmon
Alaskan Defender	14,270	148	4	12	429	N/A
Bering Defender	17,781	190	4	4	363	N/A
Caitlin Ann	8,816	50	12	1	4,326	N/A
Chelsea K	26,345	203	50	4	472	N/A
Defender	3,542	0	0	0	0	N/A
Northern Defender *	69	0	0	0	0	
Nordic Fury *	15	46	1	2	486	N/A
Pacific Prince	17,548	212	36	13	1,006	N/A
Viking	9,771	129	9	3	2,925	N/A
Westward One	11,590	107	12	2	827	N/A
Totals	109,747	1,085	128	41	10,834	

\* Data Provided by Seastate

\* There were no dirty 20 lists for 2023 B season

\* The Nordic Fury fished under an Amendment 69 Contract

\* The Northern Defender fished under an Amendment 69 Contract

**TABLE 6****2023 BSAI Directed Cod and PSC bycatch for Westward Fleet Cooperative**

Vessels	Bairdi (N)	Chinook BSAI (N)	Groundfish other than PCod (MT)	Halibut Mort. (MT)	Herring (MT)
Caitlin Ann	0.0	0.0	26.9	2.3	0.0
Viking	0.0	0.0	2.3	3.0	0.0
Westward I	0.0	0.0	30.2	2.7	0.0
Totals	0.0	0.0	59.4	8.0	0.0

Vessels	Other Salmon (N)	Other Tanner (N)	P Cod (MT)	Red King Crab (N)	Total Groundfish (MT)
Caitlin Ann	0.0	0.0	635.4	0.0	662.3
Viking	0.0	0.0	142.5	0.0	144.8
Westward I	0.0	0.0	302.0	0.0	332.2
Totals	0.0	0.0	1,079.8	0.0	1,139.2

\* Data Provided by Seastate

**TABLE 7****2023 Sideboard catch by vessels in the BSAI Cod Fishery**

		Total Catch	Landed Catch	Estimated Discard
Caitlin Ann	Pollock BS - ICA	12.7	8.0	4.7
	Pcod BSAI Trawl A	564.3	564.3	0.0
	Pcod BSAI Trawl B	71.1	70.8	0.3
	Yellowfin BSAI	0.1	0.0	0.1
	Rocksole BSAI	2.7	0.0	2.7
	Arrowtooth BSAI	0.8	0.0	0.8
	Kamchatka BSAI	0.0	0.0	0.0
	Flathead BSAI	2.1	0.1	2.0
	Oflats BSAI	1.0	0.1	0.9
	AKPlaice BSAI	0.1	0.0	0.1
	Northern BSAI	0.0	0.0	0.0
	Skates BSAI	5.8	0.0	5.8
	Octopus BSAI	0.1	0.0	0.0
	Sculpins BSAI	1.4	0.0	1.4
Viking	Pollock BS - ICA	0.7	0.5	0.2
	Pcod BSAI Trawl A	142.5	142.5	0.0
	Yellowfin BSAI	0.0	0.0	0.0
	Rocksole BSAI	0.1	0.0	0.1
	Arrowtooth BSAI	0.1	0.0	0.1
	Flathead BSAI	0.1	0.0	0.1
	Oflats BSAI	0.1	0.0	0.1
	Skates BSAI	1.1	0.0	1.1
	Octopus BSAI	0.0	0.0	0.0
	Sculpins BSAI	0.2	0.0	0.1
Westward I	Pollock BS - ICA	18.7	8.9	9.9
	Pcod BSAI Trawl A	283.5	283.5	0.0
	Pcod BSAI Trawl B	18.5	18.5	0.0
	Yellowfin BSAI	0.0	0.0	0.0
	Rocksole BSAI	1.1	0.0	1.1
	Arrowtooth BSAI	0.8	0.0	0.8
	Kamchatka BSAI	0.0	0.0	0.0
	Flathead BSAI	1.4	0.0	1.4
	Oflats BSAI	0.2	0.0	0.2
	AKPlaice BSAI	0.0	0.0	0.0
	Skates BSAI	6.4	0.0	6.3
	Octopus BSAI	0.0	0.0	0.0
	Sculpins BSAI	1.5	0.0	1.5

**TABLE 7**

**2023 Sideboard catch by vessels in the EBS Pollock Fishery**

		Total Catch	Landed Catch	Estimated Discard
Alaskan Defender	Pollock BS - A	6,767.9	6,767.9	0.0
	Pollock BS - B	7,501.7	7,501.7	0.0
	Pcod BSAI Trawl A	19.4	18.2	1.2
	Pcod BSAI Trawl C	5.7	5.7	0.0
	Sablefish BS	1.3	0.0	1.2
	Mackerel BS/541	0.0	0.0	0.0
	Rocksole BSAI	0.1	0.1	0.0
	Arrowtooth BSAI	0.4	0.4	0.0
	Flathead BSAI	3.2	3.2	0.0
	Oflats BSAI	0.1	0.1	0.0
	AKPlaice BSAI	0.0	0.0	0.0
	POP BS	3.5	0.4	3.1
	Northern BSAI	0.0	0.0	0.0
	ORockfish BS	0.0	0.0	0.0
	Skates BSAI	1.4	0.9	0.5
	Octopus BSAI	0.0	0.0	0.0
	Sharks BSAI	5.2	0.2	5.0
	Sculpins BSAI	0.0	0.0	0.0
Bering Defender	Pollock BS - A	8,059.2	8,059.2	0.0
	Pollock BS - B	9,722.1	9,722.1	0.0
	Pcod BSAI Trawl A	21.8	20.4	1.4
	Pcod BSAI Trawl C	5.8	5.8	0.0
	Sablefish BS	0.4	0.1	0.4
	Mackerel BS/541	0.0	0.0	0.0
	Yellowfin BSAI	0.0	0.0	0.0
	Rocksole BSAI	0.1	0.1	0.0
	Turbot BS	0.0	0.0	0.0
	Arrowtooth BSAI	1.4	1.4	0.0
	Flathead BSAI	7.3	7.3	0.0
	Oflats BSAI	0.5	0.5	0.0
	AKPlaice BSAI	0.0	0.0	0.0
	POP BS	4.8	0.8	4.0
	Northern BSAI	0.0	0.0	0.0
	ORockfish BS	0.0	0.0	0.0
	Skates BSAI	2.9	2.7	0.2
	Octopus BSAI	0.0	0.0	0.0
Sharks BSAI	6.7	0.4	6.4	
Sculpins BSAI	0.1	0.1	0.0	

**TABLE 7**

**2023 Sideboard catch by vessels in the EBS Pollock Fishery**

		Total Catch	Landed Catch	Estimated Discard
Caitlin Ann	Pollock BS - A	3,294.9	3,294.9	0.0
	Pollock BS - B	5,521.5	5,521.5	0.0
	Pcod BSAI Trawl A	14.7	14.2	0.6
	Pcod BSAI Trawl C	19.3	19.3	0.0
	Sablefish BS	11.7	8.8	2.9
	Mackerel BS/541	0.1	0.1	0.0
	Rocksole BSAI	0.4	0.4	0.0
	Turbot BS	0.0	0.0	0.0
	Arrowtooth BSAI	2.8	2.8	0.0
	Flathead BSAI	4.8	4.8	0.0
	Oflats BSAI	3.5	3.5	0.0
	AKPlaice BSAI	0.0	0.0	0.0
	POP BS	14.8	14.6	0.2
	Northern BSAI	0.1	0.1	0.0
	ORockfish BS	0.1	0.1	0.0
	Skates BSAI	4.2	4.1	0.1
	Octopus BSAI	0.0	0.0	0.0
	Sharks BSAI	27.9	0.6	27.3
	Sculpins BSAI	0.3	0.3	0.0
Chelsea K	Pollock BS - A	12,853.2	12,846.2	7.0
	Pollock BS - B	13,491.6	13,491.6	0.0
	Pcod BSAI Trawl A	44.7	42.4	2.2
	Pcod BSAI Trawl C	14.8	14.8	0.1
	Sablefish BS	4.4	2.7	1.7
	Mackerel BS/541	0.0	0.0	0.0
	Yellowfin BSAI	0.0	0.0	0.0
	Rocksole BSAI	0.1	0.1	0.0
	Turbot BS	0.0	0.0	0.0
	Arrowtooth BSAI	2.3	2.3	0.0
	Flathead BSAI	20.8	20.8	0.0
	Oflats BSAI	0.8	0.8	0.0
	AKPlaice BSAI	0.0	0.0	0.0
	POP BS	6.8	3.1	3.8
	Northern BSAI	0.0	0.0	0.0
	Rougeye BSAI	0.0	0.0	0.0
	ORockfish BS	0.0	0.0	0.0
	Skates BSAI	5.3	5.3	0.0
	Octopus BSAI	0.0	0.0	0.0
	Sharks BSAI	10.0	0.1	9.9
	Sculpins BSAI	0.2	0.2	0.0

**TABLE 7****2023 Sideboard catch by vessels in the EBS Pollock Fishery**

		Total Catch	Landed Catch	Estimated Discard
Defender	Pollock BS - B	68.5	68.5	0.0
Nordic Fury	Pollock BS - A	1,361.8	1,361.8	0.0
	Pollock BS - B	2,180.6	2,180.6	0.0
	Pcod BSAI Trawl A	6.6	6.6	0.0
	Pcod BSAI Trawl C	3.8	3.8	0.0
	Sablefish BS	3.5	3.5	0.0
	Mackerel BS/541	0.0	0.0	0.0
	Yellowfin BSAI	0.0	0.0	0.0
	Rocksole BSAI	0.2	0.2	0.0
	Turbot BS	0.0	0.0	0.0
	Arrowtooth BSAI	0.9	0.9	0.0
	Flathead BSAI	1.0	1.0	0.0
	Oflats BSAI	2.5	2.5	0.0
	POP BS	2.8	2.8	0.0
	Northern BSAI	0.0	0.0	0.0
	Rougheye BSAI	0.0	0.0	0.0
	ORockfish BS	0.0	0.0	0.0
	Skates BSAI	1.0	1.0	0.0
	Octopus BSAI	0.0	0.0	0.0
	Sharks BSAI	0.7	0.1	0.5
	Sculpins BSAI	0.2	0.2	0.0
Northern Defender	Pollock BS - A	14.8	14.8	0.0
	Pcod BSAI Trawl A	0.1	0.1	0.0
	Yellowfin BSAI	0.0	0.0	0.0
	Rocksole BSAI	0.0	0.0	0.0
	Arrowtooth BSAI	0.0	0.0	0.0
	Flathead BSAI	0.0	0.0	0.0
	Skates BSAI	0.0	0.0	0.0

**TABLE 7****2023 Sideboard catch by vessels in the EBS Pollock Fishery**

		Total Catch	Landed Catch	Estimated Discard
Pacific Prince	Pollock BS - A	8,164.3	8,164.3	0.0
	Pollock BS - B	9,366.3	9,366.3	0.0
	Pcod BSAI Trawl A	24.7	23.5	1.2
	Pcod BSAI Trawl B	2.8	2.8	0.1
	Pcod BSAI Trawl C	8.6	8.6	0.0
	Sablefish BS	3.4	1.1	2.3
	Mackerel BS/541	0.0	0.0	0.0
	Yellowfin BSAI	0.0	0.0	0.0
	Rocksole BSAI	0.1	0.1	0.0
	Arrowtooth BSAI	1.0	1.0	0.0
	Flathead BSAI	6.3	6.3	0.0
	Oflats BSAI	0.9	0.9	0.0
	POP BS	9.1	6.4	2.7
	Northern BSAI	0.0	0.0	0.0
	ORockfish BS	0.0	0.0	0.0
	Skates BSAI	1.5	1.1	0.4
	Octopus BSAI	0.0	0.0	0.0
	Sharks BSAI	14.6	0.1	14.5
	Sculpins BSAI	0.1	0.1	0.0
	Viking	Pollock BS - A	4,114.1	4,114.1
Pollock BS - B		5,656.9	5,656.9	0.0
Pcod BSAI Trawl A		18.9	18.2	0.6
Pcod BSAI Trawl B		0.5	0.5	0.0
Pcod BSAI Trawl C		7.8	7.8	0.0
Sablefish BS		12.3	10.5	1.8
Mackerel BS/541		0.0	0.0	0.0
Yellowfin BSAI		0.0	0.0	0.0
Rocksole BSAI		0.2	0.2	0.0
Turbot BS		0.0	0.0	0.0
Arrowtooth BSAI		0.9	0.9	0.0
Flathead BSAI		4.3	4.3	0.0
Oflats BSAI		2.1	2.1	0.0
POP BS		15.5	14.0	1.4
Northern BSAI		0.1	0.1	0.0
ORockfish BS		0.0	0.0	0.0
Skates BSAI		2.2	1.6	0.6
Octopus BSAI		0.0	0.0	0.0
Sharks BSAI		13.4	0.7	12.6
Sculpins BSAI		0.2	0.2	0.0



**TABLE 7****2023 Sideboard catch by vessels in the EBS Pollock Fishery**

		Total Catch	Landed Catch	Estimated Discard
Westward I	Pollock BS - A	4,554.7	4,551.7	3.0
	Pollock BS - B	7,035.1	7,035.1	0.0
	Pcod BSAI Trawl A	13.9	13.3	0.7
	Pcod BSAI Trawl C	16.4	16.4	0.0
	Sablefish BS	18.9	16.1	2.7
	Mackerel BS/541	0.1	0.1	0.0
	Yellowfin BSAI	0.0	0.0	0.0
	Rocksole BSAI	0.4	0.4	0.0
	Turbot BS	0.0	0.0	0.0
	Arrowtooth BSAI	1.9	1.9	0.0
	Flathead BSAI	7.7	7.7	0.0
	Oflats BSAI	2.7	2.7	0.0
	AKPlaice BSAI	0.0	0.0	0.0
	POP BS	12.3	11.7	0.6
	Northern BSAI	0.3	0.3	0.0
	Shortraker BSAI	0.0	0.0	0.0
	ORockfish BS	0.0	0.0	0.0
	Skates BSAI	5.1	4.6	0.5
	Octopus BSAI	0.0	0.0	0.0
	Sharks BSAI	26.5	0.4	26.1
Sculpins BSAI	0.4	0.4	0.0	

**TABLE 9**

## BSAI Sideboard and Catch Limits and Catch for 2023

	2023 AFA Catcher Vessel Sideboard Limits	Westward Fleet Cooperative Sideboard Limit	Transfers out - Inn +	Final Limit	Catch	Balance Over - Under +
Pacific Cod BSAI Annual	26,807	2,275		1,979	1,080	
BSAI Cod A	19,053	1,617	-296	1,321	990	331
BSAI Cod B	3,281	278		278	90	278
BSAI Cod C	4,474	380		380	0	380
Halibut BSAI	745	19	-2.00	17.0	8.0	9.0

\* The 2023 BSAI CV Trawl Cod fishery was managed through a voluntary catch share program but our Cooperative sideboard limits were still in place

**TABLE 10**

Westward Fleet Cooperative GOA Sideboard Limits and transfers

Species	Area	2023 AFA Catcher Vessel Sideboard Limits	Westward Fleet Cooperative Sideboard Limit	Transfers out - Inn +	Final Allocation	Catch	Balance Over - Under +
Pollock	610 A	1019	206		206	0	206
	620 A	6773	699		0	0	0
	630 A	1850	76		76	0	76
	610 B	15282	442		442	0	442
	620 B	2213	372		372	0	372
	630 B	4990	206	(86)	120	0	120
	640 Annual	2629	0		0	0	0
	650 Annual	3971	0		0	0	0
Pacific Cod	Western A	443	33		0	0	0
	Central A	493	51		0	0	0
Pacific Cod	Western B	252	186		0	0	0
	Central B	276	29		0	0	0
Flatfish Shallow	W	207	6		6	0	6
	C	1571	3		3	0	3
Flatfish Deep	C & E	180	10		10	0	10
Rex Sole	C	503	28		28	0	28
Arrowtooth Flounder	C	1820	848		848	0	848
Flathead Sole	C	458	70		70	0	70
Pacific Ocean Perch	C	2240	0		0	0	0
Pacific Pcean Perch	E	220	0		0	0	0
Northern Rockfish	C	65	0		0	0	0

\*Numbers come From Table 18 - Final 2023 GOA Non-Exempt American Fisheries Act (CV) Groundfish Sideboard Limits

Westward Fleet Cooperative Vessels qualified to fish Crab had 0 Harvest for 2023

Defender	0
Bering Defender	0

WESTWARD FLEET COOPERATIVE

MEMBERSHIP AGREEMENT

2024 ADDENDUM

Each of the undersigned hereby acknowledges and agrees that the terms and conditions of the Amended and Restated Membership Agreement dated November 22, 2016 (collectively, the "Membership Agreement"), is in full force and effect, and binds the undersigned for the year 2024, and that the Exhibit A attached hereto replaces in its entirety the existing Exhibit A to the Membership Agreement.


Each of the undersigned hereby certifies that each of its member vessels as identified on the attached Exhibit A: (i) is a "qualified catcher vessel" within the meaning of 50 CFR 679.4(6)(ii)(D); (ii) delivered more pollock to Westward Seafoods, Inc. than to any other AFA inshore processor or stationary floating processor in the last year in which the vessel engaged in directed fishing for pollock in the BSAI for delivery to the inshore sector; (iii) is otherwise eligible to fish for groundfish in the BSAI; (iv) has an AFA catcher vessel permit with an inshore endorsement; (v) has no permit sanctions or other type of sanctions against it that would prevent it from fishing for groundfish in the BSAI; and (vi) is named on a valid LLP permit authorizing the vessel to engage in trawling for pollock in the BSAI.

Each of the undersigned further certifies that (a) at least 80 percent of the owners of the qualified catcher vessels are parties to the Membership Agreement; and (b) that the Membership Agreement requires that the Cooperative deliver at least 90% of its BSAI Pollock catch to its designated AFA processor.


The cooperative's designated representative within the meaning of 50 CFR 679.61(c) is Marcus Alden. The cooperative's registered agent for service of process is Mundt MacGregor L.L.P., 271 Wyatt Way NE, Suite 106, Bainbridge Island, Washington 98110-2873.

Dated effective as of November 6, 2023.

DONA MARTITA LLC

By:   
Name: Robert Desautel  
Title: Mgr. Member

OCEAN DYNASTY LIMITED  
PARTNERSHIP

By:   
Name: MARCUS ALDEN  
Title: MANAGER

PACIFIC KNIGHT LLC

By: [Signature]  
Name: MARCUS ALDEN  
Title: MANAGER

VIKING LIMITED PARTNERSHIP

By: [Signature]  
Name: MARCUS ALDEN  
Title: MANAGER

WESTWARD LIMITED PARTNERSHIP

By: [Signature]  
Name: MARCUS ALDEN  
Title: MANAGER

ALASKAN COMMAND L.L.C.

By: [Signature]  
Name: MARCUS ALDEN  
Title: MANAGER

WESTWARD FLEET COOPERATIVE

By: [Signature]  
Name: MARCUS ALDEN  
Title: PRESIDENT

WESTWARD FLEET COOPERATIVE  
EXHIBIT A TO 2024 ADDENDUM

BERING SEA/ALEUTIAN ISLANDS POLLOCK FISHERY  
HARVEST SCHEDULE

<i>Member</i>	<i>Vessel</i>	<i>Percentage of Allocation</i>
Alaskan Command L.L.C	CAITLIN ANN (replacement vessel for the ALASKAN COMMAND)	1.9164%
Dona Martita LLC	DEFENDER (formerly the WESTERN VENTURE, replacement vessel for the ARCTIC WIND)	5.6992%
Ocean Dynasty Limited Partnership	CHELSEA K	23.9978%
Dona Martita LLC	BERING DEFENDER	10.8572%
Pacific Knight LLC	PACIFIC PRINCE (replacement vessel for the PACIFIC KNIGHT and the CAITLIN ANN)	28.4760%
Viking Limited Partnership	VIKING	8.5572%
Westward Limited Partnership	WESTWARD 1	8.0291%
Dona Martita LLC	ALASKAN DEFENDER	12.4670%
TOTAL		100.000%

AGREEMENT TO PROCESS  
(2024)

THIS AGREEMENT TO PROCESS is entered into as of November 6, 2023, by WESTWARD SEAFOODS, INC., an Alaska corporation ("Westward"), with reference to the following facts:

A. The American Fisheries Act (the "AFA") authorizes the Secretary of Commerce to reserve portions of the Bering Sea/Aleutian Islands ("BS/AI") pollock inshore directed fishing allowance for harvesting by members of qualifying fishery cooperatives.

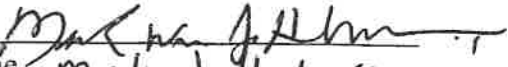
B. Under the AFA, a contract implementing a qualifying fishery cooperative must specify that (i) other than as permitted under Section 210(b)(6) of the AFA, the cooperative's catcher vessels will deliver pollock in the BS/AI directed pollock fishery only to the processor to which such vessels delivered more pollock than to any other AFA inshore processor in the last year in which the vessels engaged in directed fishing for pollock in the BS/AI for delivery to the inshore sector, and (ii) such processor has agreed to process such pollock.

C. The owners of eighty percent (80%) of the catcher vessels that delivered more pollock to the Westward plant in Dutch Harbor, Alaska (the "Plant") than any other processor in the last year in which the vessels engaged in directed fishing for pollock for delivery to the inshore sector have agreed, subject to the provisions of Section 210(b)(6) of the AFA and related provisions in the Westward Fleet Cooperative (the "Cooperative") Membership Agreement, to deliver pollock from the inshore BS/AI directed pollock fishery only to the Plant.

D. Westward is willing to agree to process the BS/AI directed pollock fishery harvest of the Cooperative's members' vessels, to enable the Cooperative to obtain an allocation of BS/AI pollock under Section 210 of the AFA.

NOW, THEREFORE, Westward hereby agrees to purchase and process pollock harvested in the BS/AI directed pollock fishery by the Cooperative's members' catcher vessels, on terms and conditions to be agreed upon by and between Westward and such vessels' owners. Westward hereby acknowledges and agrees that, pursuant to Section 210(b)(6) of the AFA, such vessels may deliver up to ten percent (10%) of the Cooperative's BS/AI pollock allocation to qualified shoreside processors other than Westward.

WESTWARD SEAFOODS, INC.

By   
Name Mark Jo Hebrason  
Title President



# American Fisheries Act

## Inshore Cooperative Permit

**Cooperative Number:** 107

**Expires:** Dec 31, 2023

This permit is issued under the authority of the American Fisheries Act of 1998. It authorizes the cooperative of vessels identified hereon to harvest, in the aggregate, in the directed pollock fishery of the Bering Sea subarea (BS), no more than the allocation of pollock indicated below. This permit is issued in accordance with regulations governing fishery cooperatives set out in 50 CFR Part 679.

This permit must be retained by the designated Cooperative Representative, and a copy of this permit must be on board each member vessel while directed fishing for BS pollock. This permit must be made available for inspection by an authorized officer at any time. It is not transferable.

<b>Name of Cooperative:</b>	Westward Fleet Cooperative
<b>Name of Co-op Representative:</b>	Marcus Alden
<b>BS Subarea Allocation Percentage:</b>	19.38%

<b>Issued to:</b>	WESTWARD FLEET COOPERATIVE NMFS ID: 31452 2300 EAST VALLEY ROAD, SUITE A RENTON, WA 98057
-------------------	--



By Direction of the  
**Alaska Regional Administrator**  
NOAA Fisheries (National Marine Fisheries Service)  
Issued By: Restricted Access Management Program  
Issue Date: Jan 10, 2023

# American Fisheries Act

## Inshore Cooperative Permit

Cooperative Number: 107

Authorized Vessel List for: Westward Fleet Cooperative

<b>Vessel Name</b>	<b>ADF&amp;G Number</b>	<b>Official Number</b>	<b>AFA Vessel</b>
ALASKAN DEFENDER	41312	640130	425
BERING DEFENDER	51672	651751	2047
CAITLIN ANN	59779	960836	3800
CHELSEA K	62906	976753	4620
DEFENDER	78139	1194562	34279
PACIFIC PRINCE	61450	697280	4194
VIKING	00008	565017	1222
WESTWARD I	53247	615165	1650