

ANNUAL REPORT OF THE
UNISEA FLEET COOPERATIVE
YEAR 2020

PREPARED FOR:

NORTH PACIFIC FISHERY MANAGEMENT COUNCIL

MARCH 31, 2021

PREPARED BY:

NATURAL RESOURCES CONSULTANTS, INC.
SEATTLE, WASHINGTON

POINT OF CONTACT:

SCOTT GOODMAN (206) 285-3480

**ANNUAL REPORT OF THE
UNISEA FLEET COOPERATIVE
YEAR 2020**

**Presented to the
North Pacific Fishery Management Council
MARCH 31, 2021**

TABLE OF CONTENTS

	Page
INTRODUCTION	1
UNISEA FLEET MEMBER VESSELS AND CO-OP MANAGEMENT.....	1
UFC BERING SEA POLLOCK ALLOCATION TRANSFERS AND CATCH	3
SIDEBOARD LIMITATIONS, ALLOCATIONS AND CATCHES.....	5
DIRECTED BERING SEA COD AND GULF POLLOCK FISHERY	5
DIRECTED CRAB FISHING	6
UFC PROHIBITED SPECIES AND TOTAL GROUND FISH CATCH TOTALS.....	6
UFC MONITORING AND ENFORCEMENT	6
EXHIBITS 1-13.....	8-20
ATTACHMENT 1	

LIST OF EXHIBITS

	Page
Exhibit 1. Schematic of UniSea Fleet Cooperative Operations, 2020.....	7
Exhibit 2. Percent distribution of 2020 Bering Sea “inshore pollock allocation” between the seven inshore AFA pollock cooperatives.	8
Exhibit 3. UniSea Fleet Cooperative member vessel initial pollock allocations expressed as a percentage of the co-op total, as a percentage of the Bering Sea directed inshore pollock fishery, and in metric tons for 2020.....	9
Exhibit 4. UniSea Fleet Cooperative member vessel final Bering Sea directed pollock allocations for 2020 after co-op transfers.....	10
Exhibit 5. Comparison of UniSea Fleet Cooperative member vessels directed Bering Sea pollock catches with final allocations, 2020.	11
Exhibit 6. Directed pollock catch, bycatch of other groundfish and PSC's in the directed pollock fishery for the UniSea Fleet Cooperative member vessels, 2020.	12
Exhibit 7. Comparison of UniSea Fleet Cooperative member vessels directed Bering Sea Pacific cod catches with final allocations, 2020.	13
Exhibit 8. Directed Pacific cod fishing catch and bycatch for the UniSea Fleet Cooperative member vessels, 2020.	14
Exhibit 9. Transfers of UniSea Fleet Cooperative Gulf of Alaska pollock sideboard limits to other catcher vessel co-ops, 2020.....	15
Exhibit 10. UniSea Fleet Cooperative vessel-by-vessel prohibited species catch, 2020.....	16
Exhibit 11. UniSea Fleet Cooperative vessel-by-vessel sideboard species catch (landed and discarded), 2020.	17

**ANNUAL REPORT OF THE
UNISEA FLEET COOPERATIVE
YEAR 2020**

**Presented to the
North Pacific Fishery Management Council
MARCH 31, 2021**

INTRODUCTION

UniSea Fleet Cooperative (UFC) is pleased to submit this document and results of their 2020 Bering Sea fishery to the North Pacific Fishery Management Council (NPFMC) in compliance with annual reporting requirements of the 1998 American Fisheries Act (AFA).

The 2020 fishing season was the twentieth year of UFC operations under the AFA. The UniSea fleet was managed and operated during 2020 following the successful model established during the preceding 2000-2019 fisheries - basically without change. This document format and exhibits herein reporting UFC co-op members, management, allocations, catches, sideboard limits, prohibited species catches and enforcement is also consistent with UFC's earlier years reporting to the NPFMC. Taking into account a few small changes, we believe this reporting format and detail is both in keeping with AFA reporting requirements and provides easy comparison to the prior year results.

UNISEA FLEET MEMBER VESSELS AND CO-OP MANAGEMENT

There were no membership changes in the co-op in 2020 compared to 2019. Seven individual members of the UFC representing 13 catcher vessels signed their Co-op Membership Agreement, which enabled them to operate under the laws of the AFA in a fishing cooperative delivering pollock to UniSea Inc. during the 2020 fishing season (Attachment 1, UniSea Fleet Cooperative Membership Agreement for 2020 dated 11/12/19, and Pollock Harvest Schedule). The F/V

Mar Gun and the 57' F/V *Morning Star* did not fish in the Bering Sea in 2020.
The 2020 member vessels and their owners are listed below:

Margaret Hall, General Manager, Rondy's, Inc.

- F/V *Alsa* 124 ft LOA
- F/V *Argosy* 124 ft LOA

Jeff Hendricks, Manager, Auriga/Aurora General Partnership

- F/V *Auriga* 193 ft LOA
- F/V *Aurora* 193 ft LOA

Robert Desautel, Managing Member, Dona Martita, LLC

- F/V *Defender* 195 ft LOA

Chris Swasand, F/V *Nordic Star* LLC

- F/V *Nordic Star* 123 ft LOA

Gunnar Ildhuso, Jr., Margun Enterprises, LLC

- F/V *Mar-Gun* 112 ft LOA

Fred Yeck, President, FY Fisheries, Inc.

- F/V *Sea Dawn* 124 ft LOA

Rick Mezich, President, F/V *Starfish*, LLC.

- F/V *Starfish* 123 ft LOA

Rick Mezich, President, *Starlite* Fisheries, LLC.

- F/V *Starlite* 123 ft LOA

Rick Mezich, President, *Starward* Fisheries, LLC.

- F/V *Starward* 123 ft LOA

Rick Mezich, President, Fierce Allegiance, LLC.

- F/V *Fierce Allegiance* 167 ft LOA

Rick Mezich, President, F/V Morning Star, LLC.

- F/V *Morning Star* 57 ft Reg. Length

Co-op management and administration continued during 2020 and remained similar to the prior co-op years (Exhibit 1). Coordination of information on allocations, transfers, pollock catches, sideboard catches and prohibited species catches between the UniSea plant in Dutch Harbor, the member vessels, Sea State, the Inter Co-op Manager and the National Marine Fisheries Service all continued during 2020 as established in year 2000 and as conducted in 2001-2019.

UFC BERING SEA POLLOCK ALLOCATION TRANSFERS AND CATCH

UFC 2020 pollock allocation represented 9.572% of the total Bering Sea final directed pollock allocation and 22.094% of the inshore sector allocation. Exhibit 2 shows the distribution of final 2020 pollock allocations between the seven inshore pollock cooperatives. UFC's allocation of 22.094% of the inshore sector allocation ranked UFC as the second largest inshore co-op. In 2020, UFC's 13 member vessels received a final AFA Bering Sea pollock allocation that totaled 137,541.790 mt (Exhibit 3). Each of the 13 UFC vessel's final pollock allocations are identified in Exhibit 3 showing their respective tonnage and each vessel's percentage of the UFC total allocation.

Exhibit 4 reports the final 2020 Bering Sea pollock allocations for each of the remaining and active 11 vessels in the UniSea fleet during the 2020 season after in-season transfers of pollock allocations between member vessels. Two member vessels (*Mar Gun* and the *Morning Star*) transferred all or nearly all of their 2020 pollock quota to other UFC member vessels.

Exhibit 5 provides UFC Bering Sea pollock catches that occurred during the 2020 season relative to final allocations after all co-op transfers. The UFC directed Bering Sea pollock catch totaled 137,511.458 mt, which was 30.332 mt less than the final allocation. This catch equated to 99.97% utilization of the final 2020 Bering Sea pollock allocation.

The AFA cooperative agreements require that co-op member vessels deliver at least 90% of the co-op's Bering Sea pollock catch to their cooperative processor. During 2020, UFC member vessels deliveries were greater than 90% of all directed pollock deliveries by UFC member vessels, in keeping with AFA requirements. No pollock caught during UFC operations in 2020 was landed outside of Alaska.

Bycatch of other groundfish, herring, halibut, crab and salmon from the directed Bering Sea pollock fishery is detailed by member vessel in Exhibit 6. Pollock represented 98.79 % of the total catch of pollock plus all other groundfish in the directed pollock fishery.

Vessel-level detail of salmon bycatch in the directed Bering Sea pollock fishery is reported for UFC in 2020 to meet current reporting requirements under Amendment 110. Specifically, Exhibit 6 summarizes the seasonal (A and B) catches of Chinook and chum salmon (other salmon). The reporting requirements for the number of appearances of each vessel on the lists of highest 20 vessel's salmon bycatch ("dirty 20" lists) by season for non-Chinook salmon are not provided in this UFC report as in prior recent years because there are no longer industry "dirty 20" lists. Salmon bycatch measures were in effect under Amendment 110 continuing in 2020, which was implemented to improve the management of Chinook and chum salmon bycatch in the Bering Sea pollock fishery by creating a comprehensive salmon bycatch avoidance program, and UFC salmon bycatch was covered under the inshore Salmon Savings Incentive Plan Agreement (SSIP).

SIDEBOARD LIMITATIONS, ALLOCATIONS AND CATCHES

The laws of the AFA place limits on AFA qualified catcher vessels whereby their harvest of groundfish other than Bering Sea pollock is limited to historic levels. Halibut bycatch (PSC) is also limited through the co-op sideboard allocations. By AFA definition, all catch of groundfish sideboard species made by non-exempt AFA catcher vessels, whether as targeted catch or incidental catch, are to be deducted from the sideboard limits. These are reported in the final harvest specifications and are intended to be a cap on all catches of these species.

Past UFC annual AFA pollock reports have provided details of sideboard allocation, transfers, catch and management (one table with details of BSAI sideboards and one table with details for GOA). New regulations detailed in the the Federal Register (FR84 2723) are in effect since last year's report. Referencing those changes –“Rather than continue the annual process of calculating all sideboard limits and then closing most of the groundfish species with sideboard limits to directed fishing, the first action of this rule revises regulations to prohibit directed fishing by non-exempt AFA Program and CR Program vessels for those groundfish species and species groups subject to sideboard limits that have not been opened to directed fishing and that are not expected to be opened to directed fishing in the foreseeable future. Also, NMFS will now cease calculating and publishing each year the relevant sideboard limits subject to this final rule and their corresponding directed fishing prohibitions in the BSAI and GOA groundfish harvest specifications.” Under these new provisions adopted by NMFS, total catches of all species (including sideboard species) for UFC in 2020 are provided in Exhibit 11.

DIRECTED BERING SEA COD AND GULF POLLOCK FISHERY

UFC member vessels conducted a small directed Bering Sea cod fishery within UFC allocation (2,845 mt) during 2020. This fishery was conducted by four member vessels and yielded a harvest of 1,961 mt (Exhibit 7). UFC member

vessels did not conduct a directed fishery for Gulf of Alaska pollock, and they did not conduct directed fisheries for yellowfin sole or rock sole.

Bycatch of other groundfish, halibut, herring, crab and salmon in the UFC directed Bering Sea cod fishery is detailed in Exhibit 8. Cod comprised 97.4% of the total groundfish catch in UFC's 2020 directed Bering Sea cod fishery.

As earlier noted, UFC member vessels did not fish Gulf of Alaska pollock in 2020 and there were no GOA pollock transfers in or out of UFC (Exhibit 9).

DIRECTED CRAB FISHING

Amendments 18 and 19 to the Fishery Management Plan for BSAI king and Tanner crab (70FR 10174 – March 2005), commonly referred to as the BSAI Crab Rationalization Program, have eliminated the prior AFA crab harvesting reporting requirements by AFA pollock vessels.

UFC PROHIBITED SPECIES AND ALL GROUND FISH CATCH TOTALS

UFC member vessel total prohibited species catches of halibut, herring, Bristol Bay red king crab, *bairdi* Tanner crab, other Tanner crab, chinook salmon and other salmon from all directed Bering Sea pollock and cod fisheries are provided in Exhibit 10. UFC member vessels' total catch (landings and discards) for all BSAI sideboard species by area and vessel is shown in Exhibit 11.

UFC MONITORING AND ENFORCEMENT

All UFC directed Bering Sea pollock and cod catches, as well as sideboard catches and the halibut PSC were successfully managed and did not exceed allocations. The co-op was accordingly not required to take any enforcement actions.

Exhibit 1. Schematic of UniSea Fleet Cooperative Operations, 2020.

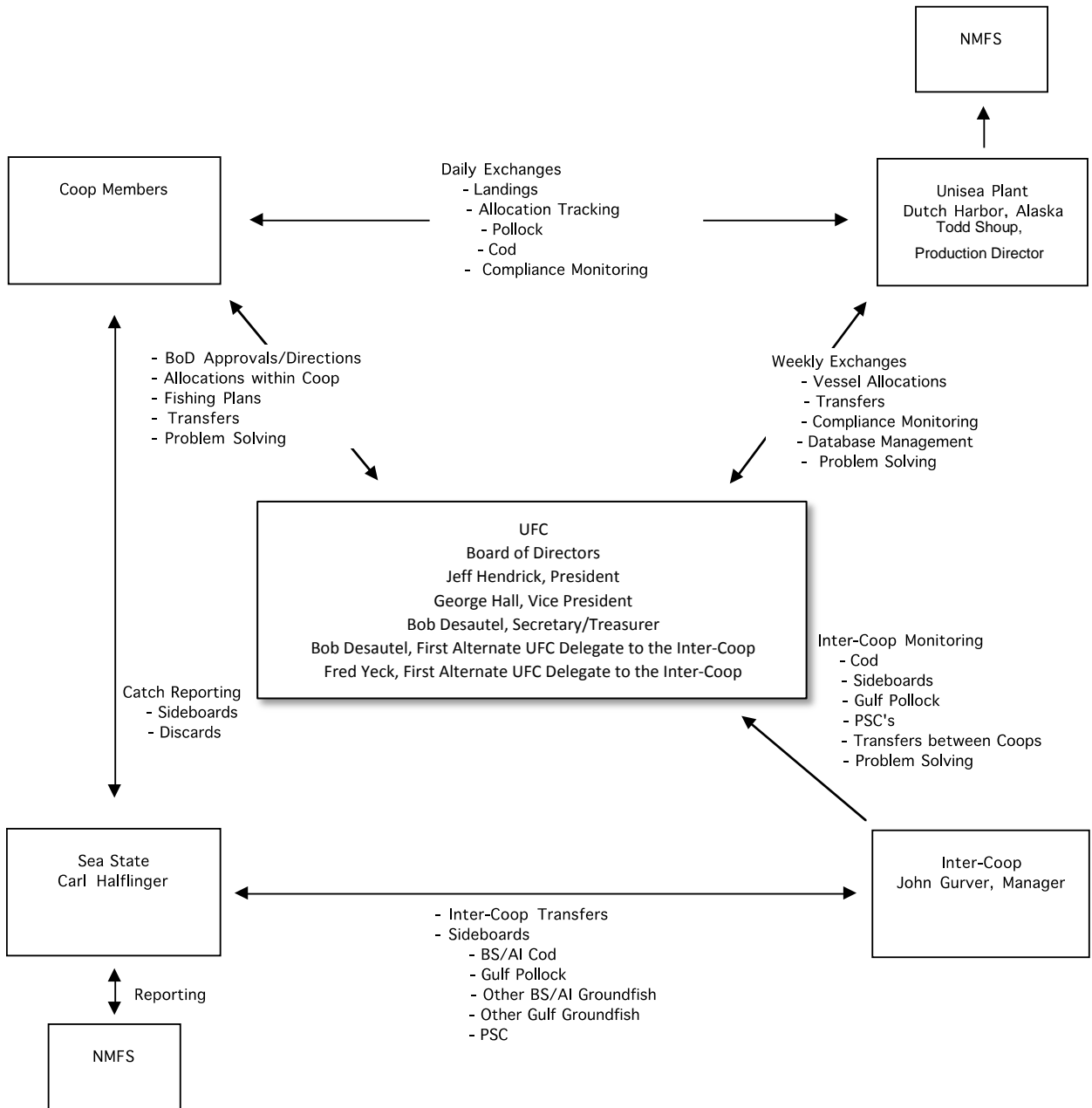


Exhibit 2. Percent distribution of 2020 Bering Sea "inshore pollock allocation" between the seven inshore AFA pollock cooperatives.

Bering Sea Inshore Pollock Co-op 2020 Allocation

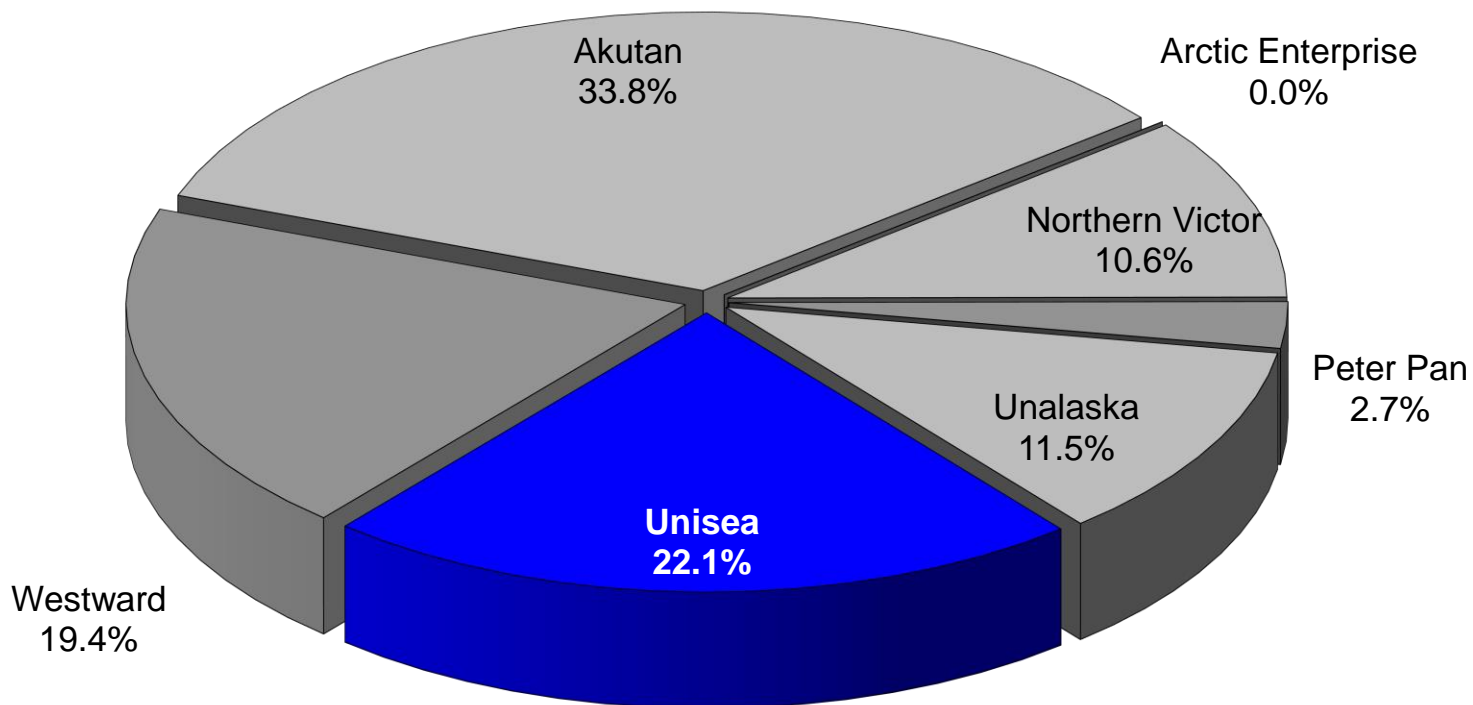


Exhibit 3. UniSea Fleet Cooperative member vessel initial pollock allocations expressed as a percentage of the co-op total, as a percentage of the Bering Sea directed inshore pollock fishery, and in metric tons for 2020.

Boat	% Co-op Allocation*	Pollock Allocations % Directed Inshore Pollock Fishery	Annual Allocation (MT)
Aalsea	8.126%	1.810%	11,177.237
Argosy	7.977%	1.777%	10,972.192
Auriga	15.135%	3.371%	20,816.630
Aurora	15.139%	3.372%	20,821.857
Defender	15.761%	3.510%	21,677.738
Fierce Allegiance	4.244%	0.945%	5,837.293
MarGun	0.472%	0.105%	649.323
Nordic Star	6.272%	1.397%	8,626.954
Starfish	6.841%	1.524%	9,408.958
Starlite	5.545%	1.235%	7,627.264
Starward	5.708%	1.271%	7,850.810
Seadawn	6.385%	1.422%	8,782.548
Morning Star (57')	2.394%	0.533%	3,292.986
UFC Total	100.000%	22.273%	137,541.790

* Some totals are rounded. Allocations from updated, signed Unisea harvest schedules.

Exhibit 4. UniSea Fleet Cooperative member vessel final Bering Sea directed pollock allocations for 2020 after co-op transfers.

Boat	Initial Pollock Allocation (MT)	Within Co-op Net Transfer In & Out (MT)	Final Pollock Allocation (MT)
Alsea	11,177.237	+201.922	11,379.159
Argosy	10,972.192	+469.882	11,442.074
Auriga	20,816.630	+318.706	21,135.336
Aurora	20,821.857	-341.187	20,480.669
Defender	21,677.738	-1.824	21,675.915
Fierce Allegiance	5,837.293	+1,913.279	7,750.572
MarGun	649.323	-649.323	0.000
Nordic Star	8,626.954	-16.802	8,610.152
Starfish	9,408.958	+154.561	9,563.519
Starlite	7,627.264	+1,229.261	8,856.524
Starward	7,850.810	+11.005	7,861.815
Seadawn	8,782.548	+3.506	8,786.053
Morning Star (57')	3,292.986	-3,292.986	0.000
UFC Total	137,541.790	0.000	137,541.790

Exhibit 5. Comparison of UniSea Fleet Cooperative member vessels directed Bering Sea pollock catches with final allocations, 2020.

Boat	Final Pollock Allocation (MT)	Directed Bering Sea Pollock Catch by Vessel (MT)	Difference Over (+) Under (-)
Alea	11,379.159	11,379.159	0.000
Argosy	11,442.074	11,442.075	0.000
Auriga	21,135.336	21,135.337	0.000
Aurora	20,480.669	20,460.283	-20.386
Defender*	21,675.915	21,665.968 *	-9.946
Fierce Allegiance	7,750.572	7,750.574	+0.002
MarGun	0.000	0.000	0.000
Nordic Star	8,610.152	8,610.151	0.000
Starfish	9,563.519	9,563.517	-0.003
Starlite	8,856.524	8,856.526	+0.001
Starward	7,861.815	7,861.815	0.000
Seadawn	8,786.053	8,786.053	0.000
Morning Star (57')	0.000	0.000	0.000
UFC Total	137,541.790	137,511.458	-30.332

Pollock catch totals are from Seastate.

* Directed catch includes Defender-GS ("new" Defender) catch and Amendment 69 contractual fishing amounts as reported by the Co-op, delivered by one non-UFC vessel (F/V Northern Defender).

Exhibit 6. Directed pollock catch, bycatch of other groundfish and PSC's in the directed pollock fishery for the UniSea Fleet Cooperative member vessels, 2020.

Boat	Directed Bering Sea Pollock Catch (MT)	Other Groundfish Catch (MT)	Halibut Mortality (MT)	Herring Catch (MT)	Red King Crab (#)	<i>bairdi</i> Tanner Crab (#)	Other Tanner Crab (#)	A Season Chinook Salmon (#)	Other Salmon (#)	B Season Chinook Salmon (#)	Other Salmon (#)
Alea	11,379.159	158.26	0.00	20.19	0	0	0	173	2	54	1,895
Argosy	11,442.075	197.49	0.00	43.09	0	0	0	146	2	22	856
Auriga	21,135.337	200.11	0.00	180.85	0	0	0	306	3	424	6,150
Aurora	20,460.283	202.82	0.19	67.99	0	2	0	391	9	456	18,448
Defender*	21,665.968	256.44	0.89	33.95	0	39	0	347	5	200	2,254
Fierce Allegiance	7,750.574	107.89	0.00	22.77	0	1	0	25	3	24	425
MarGun	0.000	0.00	0.00	0.00	0	0	0	0	0	0	0
Nordic Star	8,610.151	121.77	0.10	49.74	0	0	0	130	2	29	3,317
Starfish	9,563.517	113.94	0.03	22.70	1	1	0	125	0	62	1,039
Starlite	8,856.526	106.48	0.03	29.62	0	0	0	115	3	46	417
Starward	7,861.815	87.45	0.00	28.25	0	321	0	89	1	45	570
Seadawn	8,786.053	138.90	0.27	1.29	0	0	0	88	0	149	8,072
Morning Star (57')	0.000	0.00	0.00	0.00	0	0	0	0	0	0	0
UFC Total	137,511.458	1,691.54	2	500	1	364	0	1,935	30	1,511	43,443

Directed pollock catch totals, PSCs and Other Groundfish are from Seastate.

* Catches from Amendment 69 contractual fishing by one non UFC vessel is included in F/V Defender vessel totals.

Exhibit 7. Comparison of UniSea Fleet Cooperative member vessels directed Bering Sea Pacific cod catches with final allocations, 2020.

Boat	Total Co-op Cod Allocation (MT)	UFC Transfers In(+), Out(-) (MT)	UFC Final Cod Allocation (MT)	<i>Directed</i> Bering Sea Cod Catch (MT)	Difference Over (+) Under (-) (MT)
Alsea	222	-164	58	0	-58
Argosy	243	-105	138	0	-138
Auriga	25	0	25	0	-25
Aurora	25	0	25	0	-25
Defender	11	0	11	0	-11
Fierce Allegiance	123	-91	32	0	-32
GunMar	0	0	0	0	0
Nordic Star	578	3	581	431	-150
Starfish	289	+219	508	433	-75
Starlite	286	-185	101	0	-101
Starward	526	+57	583	446	-136
Seadawn	518	+266	784	650	-134
Morning Star (57')	0	0	0	0	0
UFC Total	2,845	0	2,845	1,961	-884

Note: Catch totals are from Seastate data.

Exhibit 8. Directed Pacific cod fishing catch and bycatch for the UniSea Fleet Cooperative member vessels, 2020.

Boat	Directed Bering Sea Pacific cod Catch (MT)	Other Groundfish Catch (MT)	Halibut Mortality (MT)	Herring Catch (MT)	Red King Crab (#)	<i>bairdi</i> Tanner Crab (#)	Other Tanner Crab (#)	Chinook Salmon (#)	Other Salmon (#)
Aalsea	0	0	0	0	0	0	0	0	0
Argosy	0	0	0	0	0	0	0	0	0
Auriga	0	0	0	0	0	0	0	0	0
Aurora	0	0	0	0	0	0	0	0	0
Defender	0	0	0	0	0	0	0	0	0
Fierce Allegiance	0	0	0	0	0	0	0	0	0
GunMar	0	0	0	0	0	0	0	0	0
Nordic Star	431	19	2	0	8	30	0	4	0
Starfish	433	10	2	0	3	32	0	1	0
Starlite	0	0	0	0	0	0	0	0	0
Starward	446	10	1	0	0	0	0	0	0
Seadawn	650	14	3	0	0	0	0	0	0
Morning Star (57')	0	0	0	0	0	0	0	0	0
UFC Total	1,961	53	8	0	10	62	0	5	0

* Some totals are rounded to nearest metric ton or number of animals.

Note: Catch and PSC totals are from Seastate data.

Exhibit 9. Transfers of UniSea Fleet Cooperative Gulf of Alaska pollock sideboard limits to other catcher vessel co-ops, 2020.

Gulf Area/Season	Transfers To	Transfer Amount (MT)
NO TRANSFERS OF GOA POLLOCK		
Total GOA Transfers		0

Exhibit 10. UniSea Fleet Cooperative vessel-by-vessel prohibited species catch, 2020.

Boat	Halibut Mortality (MT)	Herring Catch (MT)	Red King Crab (#)	<i>bairdi</i> Tanner Crab (#)	Other Tanner Crab (#)	Chinook Salmon (#)	Other Salmon (#)
Alsea	0	20	0	0	0	227	1,897
Argosy	0	43	0	0	0	168	858
Auriga	0	181	0	0	0	730	6,153
Aurora	0	68	0	2	0	847	18,457
Defender	1	34	0	39	0	547	2,259
Fierce Allegiance	0	23	0	1	0	49	428
GunMar	0	0	0	0	0	0	0
Nordic Star	2	50	8	30	0	163	3,319
Starfish	2	23	4	33	0	188	1,039
Starlite	0	30	0	0	0	161	420
Starward	1	28	0	321	0	134	571
Seadawn	3	1	0	0	0	237	8,072
Morning Star (57')	0	0	0	0	0	0	0
UFC Total	9	500	11	426	0	3,451	43,473

* Some totals are rounded to nearest metric ton or number of animals.

Note: PSC totals are from Seastate data.

Exhibit 11. UniSea Fleet Cooperative vessel-by-vessel sideboard species catch (landed and discarded mt), 2020.

Groundfish Spp/Area	Alsea	Argosy	Auriga	Aurora	Defender*	Fierce Alleg.	Mar-Gun	Nordic Star	Starfish	Starlite	Starward	Seadawn	UFC Ttl	
Landed Catch (MT)	P Cod	79	114	88	79	133	49	0	495	486	68	484	734	2,809
	BS POP	33	14	8	17	8	18	0	23	7	5	18	8	158
	Flathead Sole	5	7	4	3	16	6	0	6	2	3	2	8	62
	Other Flats	4	2	7	5	5	1	0	4	3	1	1	2	34
	Rock Sole	1	3	1	0	4	0	0	1	2	3	1	5	19
	BS/541 Atka Mackerel	0	1	1	1	1	5	0	1	7	2	0	0	19
	Arrowtooth	1	2	2	3	3	1	0	2	1	1	1	2	18
	BS Sablefish	6	0	0	0	0	0	0	0	0	0	0	0	6
	Yellowfin Sole	0	0	0	0	0	0	0	0	0	0	0	0	1
	Northern Rockfish	0	0	0	0	0	0	0	0	0	0	0	0	1
	BS Other Rockfish	0	0	0	0	0	0	0	0	0	0	0	0	0
	Greenland Turbot	0	0	0	0	0	0	0	0	0	0	0	0	0
	Alaska Plaice	0	0	0	0	0	0	0	0	0	0	0	0	0
	Rougheye	0	0	0	0	0	0	0	0	0	0	0	0	0
	Shortraker	0	0	0	0	0	0	0	0	0	0	0	0	0
	AI Other Rockfish	0	0	0	0	0	0	0	0	0	0	0	0	0
	AI POP	0	0	0	0	0	0	0	0	0	0	0	0	0
Squid	0	0	0	0	0	0	0	0	0	0	0	0	0	
Groundfish Spp/Area	Alsea	Argosy	Auriga	Aurora	Defender*	Fierce Alleg.	Mar-Gun	Nordic Star	Starfish	Starlite	Starward	Seadawn	UFC Ttl	
Discarded Catch (MT)	P Cod	0	0	0	0	0	0	0	1	1	0	1	1	3
	BS POP	8	9	24	23	16	7	0	0	11	4	6	0	108
	Flathead Sole	0	0	0	0	0	0	0	1	1	0	1	1	5
	Other Flats	0	0	0	0	0	0	0	1	1	0	1	1	3
	Rock Sole	0	0	0	0	0	0	0	0	0	0	0	1	2
	BS/541 Atka Mackerel	0	0	0	0	0	0	0	0	0	0	0	0	0
	Arrowtooth	0	0	0	0	0	0	0	1	1	0	1	1	3
	BS Sablefish	10	17	44	42	35	11	0	0	14	10	10	0	193
	Yellowfin Sole	0	0	0	0	0	0	0	0	0	0	0	0	0
	Northern Rockfish	0	0	0	0	0	0	0	0	0	0	0	0	1
	BS Other Rockfish	0	0	0	0	0	0	0	0	0	0	0	0	0
	Greenland Turbot	0	0	0	0	0	0	0	0	0	0	0	0	0
	Alaska Plaice	0	0	0	0	0	0	0	0	0	0	0	0	0
	Rougheye	0	0	0	0	0	0	0	0	0	0	0	0	0
	Shortraker	0	0	0	0	0	0	0	0	0	0	0	0	0
	AI Other Rockfish	0	0	0	0	0	0	0	0	0	0	0	0	0
	AI POP	0	0	0	0	0	0	0	0	0	0	0	0	0
Squid	0	0	0	0	0	0	0	0	0	0	0	0	0	

Note: some totals are rounded

Total landings and discards of BSAI sideboard species by vessel are provided by Seastate and represent all directed or incidental catch (both landings and discards) taken in all UFC fishing in 2020. Yellowfin sole is shown but is not a sideboard species in 2020.

* Includes catches from one vessel during Amendment 69 contract fishing.

ATTACHMENT 1

UFC MEMBERSHIP AGREEMENT 2020 ADDENDUM

UNISEA FLEET COOPERATIVE
MEMBERSHIP AGREEMENT
2020 ADDENDUM

Each of the undersigned hereby acknowledges and agrees that the terms and conditions of the UniSea Fleet Cooperative Amended and Restated Membership Agreement dated as of September 24, 2010, as amended by a First Amendment to Amended and Restated Membership Agreement dated as of January 4, 2011, Second Amendment dated February 4, 2016, and Membership Agreement Addenda dated as of November 16, 2010, and November 9, 2011 (collectively, the "Membership Agreement"), is in full force and effect, and binds the undersigned for the year 2020, and that the Exhibit A attached hereto replaces in its entirety the existing Exhibit A to the Membership Agreement.

Each of the undersigned hereby certifies that each of its member vessels as identified on the attached Exhibit A: (i) is a "qualified catcher vessel" within the meaning of 50 CFR 679.4(6)(ii)(D); (ii) delivered more pollock to UniSea, Inc. than to any other AFA inshore processor or stationary floating processor in the last year in which the vessel engaged in directed fishing for pollock in the BSAI for delivery to the inshore sector; (iii) is otherwise eligible to fish for groundfish in the BSAI; (iv) has an AFA catcher vessel permit with an inshore endorsement; (v) has no permit sanctions or other type of sanctions against it that would prevent it from fishing for groundfish in the BSAI; and (vi) is named on a valid LLP permit authorizing the vessel to engage in trawling for pollock in the Bering Sea.

Each of the undersigned further certifies that (a) at least 80 percent of the owners of the qualified catcher vessels are parties to the Membership Agreement; and (b) that the Membership Agreement requires that the Cooperative deliver at least 90% of its BSAI Pollock catch to its designated AFA processor.

The cooperative's designated representative within the meaning of 50 CFR 679.61(c) is Duncan R. McIntosh. The cooperative's registered agent for service of process is Mundt MacGregor L.L.P., 271 Wyatt Way NE, Suite 106, Bainbridge Island, Washington 98110-2873.

Dated effective as of November 12, 2019.

RONDYS, INC.

By: M E Hall
Name: Margaret Hall
Title: Vice President of Operations

AURIGA/AURORA GENERAL
PARTNERSHIP

By: _____
Name: Jeff Hendricks
Title: Manager

UNISEA FLEET COOPERATIVE
MEMBERSHIP AGREEMENT
2020 ADDENDUM

Each of the undersigned hereby acknowledges and agrees that the terms and conditions of the UniSea Fleet Cooperative Amended and Restated Membership Agreement dated as of September 24, 2010, as amended by a First Amendment to Amended and Restated Membership Agreement dated as of January 4, 2011, Second Amendment dated February 4, 2016, and Membership Agreement Addenda dated as of November 16, 2010, and November 9, 2011 (collectively, the "Membership Agreement"), is in full force and effect, and binds the undersigned for the year 2020, and that the Exhibit A attached hereto replaces in its entirety the existing Exhibit A to the Membership Agreement.

Each of the undersigned hereby certifies that each of its member vessels as identified on the attached Exhibit A: (i) is a "qualified catcher vessel" within the meaning of 50 CFR 679.4(6)(ii)(D); (ii) delivered more pollock to UniSea, Inc. than to any other AFA inshore processor or stationary floating processor in the last year in which the vessel engaged in directed fishing for pollock in the BSAI for delivery to the inshore sector; (iii) is otherwise eligible to fish for groundfish in the BSAI; (iv) has an AFA catcher vessel permit with an inshore endorsement; (v) has no permit sanctions or other type of sanctions against it that would prevent it from fishing for groundfish in the BSAI; and (vi) is named on a valid LLP permit authorizing the vessel to engage in trawling for pollock in the Bering Sea.

Each of the undersigned further certifies that (a) at least 80 percent of the owners of the qualified catcher vessels are parties to the Membership Agreement; and (b) that the Membership Agreement requires that the Cooperative deliver at least 90% of its BSAI Pollock catch to its designated AFA processor.


The cooperative's designated representative within the meaning of 50 CFR 679.61(c) is Duncan R. McIntosh. The cooperative's registered agent for service of process is Mundt MacGregor L.L.P., 271 Wyatt Way NE, Suite 106, Bainbridge Island, Washington 98110-2873.

Dated effective as of November 12, 2019.

RONDYS, INC.

By: _____
Name: Margaret Hall
Title: Vice President of Operations

AURIGA/AURORA GENERAL
PARTNERSHIP

By:  _____
Name: Jeff Hendricks
Title: Manager

DONA MARTITA LLC

By: 
Name: Robert Desautel
Title: Managing Member

FIERCE ALLEGIANCE LLC

By: R&B Fisheries, Inc.
Its: Manager

By: _____
Name: Rick Mezich
Title: President

FISHING VESSEL MORNING STAR LLC

By: R&B Fisheries, Inc.
Its: Manager

F/V NORDIC STAR LLC

By: Aleutian Spray Fisheries, Inc.
Its: Managing Member

By: _____
Name: Rick Mezich
Title: President

By: _____
Name: Chris Swasand
Title: President

FY FISHERIES, INC.

By: _____
Name: Fred Yeck
Title: President

F/V STARFISH, LLC
By: R&B Fisheries, Inc.
Its: Manager

By: _____
Name: Rick Mezich
Title: President

STARLITE FISHERIES, LLC

By: R&B Fisheries, Inc.
Its: Manager

STARWARD FISHERIES, LLC

By: R&B Fisheries, Inc.
Its: Manager

By: _____
Name: Rick Mezich
Title: President

By: _____
Name: Rick Mezich
Title: President

MARGUN ENTERPRISES LLC

By: Ildhuso Management LLC
Its: Manager

By: _____
Name: Gunnar Ildhuso, Jr.
Title: Member

UNISEA FLEET COOPERATIVE

By: _____
Name: Jeff Hendricks
Title: President

DONA MARTITA LLC

By: _____
Name: Robert Desautel
Title: Managing Member

FISHING VESSEL MORNING STAR LLC

By: R&B Fisheries, Inc.
Its: Manager

By: *Rick Mezich*
Name: Rick Mezich
Title: President

FY FISHERIES, INC.

By: _____
Name: Fred Yeck
Title: President

STARLITE FISHERIES, LLC

By: R&B Fisheries, Inc.
Its: Manager

By: *Rick Mezich*
Name: Rick Mezich
Title: President

MARGUN ENTERPRISES LLC

By: Ildhuso Management LLC
Its: Manager

By: _____
Name: Gunnar Ildhuso, Jr.
Title: Member

UNISEA FLEET COOPERATIVE

By: _____
Name: Jeff Hendricks
Title: President

FIERCE ALLEGIANCE LLC

By: R&B Fisheries, Inc.
Its: Manager

By: *Rick Mezich*
Name: Rick Mezich
Title: President

F/V NORDIC STAR LLC

By: Aleutian Spray Fisheries, Inc.
Its: Managing Member

By: _____
Name: Chris Swasand
Title: President

F/V STARFISH, LLC

By: R&B Fisheries, Inc.
Its: Manager

By: *Rick Mezich*
Name: Rick Mezich
Title: President

STARWARD FISHERIES, LLC

By: R&B Fisheries, Inc.
Its: Manager

By: *Rick Mezich*
Name: Rick Mezich
Title: President

DONA MARTITA LLC

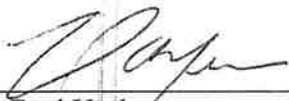
By: _____
Name: Robert Desautel
Title: Managing Member

FISHING VESSEL MORNING STAR LLC

By: R&B Fisheries, Inc.
Its: Manager

By: _____
Name: Rick Mezich
Title: President

FY FISHERIES, INC.

By: 
Name: Fred Yeck
Title: President

STARLITE FISHERIES, LLC

By: R&B Fisheries, Inc.
Its: Manager

By: _____
Name: Rick Mezich
Title: President

MARGUN ENTERPRISES LLC

By: Ildhuso Management LLC
Its: Manager

By: _____
Name: Gunnar Ildhuso, Jr.
Title: Member

UNISEA FLEET COOPERATIVE

By: _____
Name: Jeff Hendricks
Title: President

FIERCE ALLEGIANCE LLC

By: R&B Fisheries, Inc.
Its: Manager

By: _____
Name: Rick Mezich
Title: President

F/V NORDIC STAR LLC

By: Aleutian Spray Fisheries, Inc.
Its: Managing Member

By: _____
Name: Chris Swasand
Title: President

F/V STARFISH, LLC

By: R&B Fisheries, Inc.
Its: Manager

By: _____
Name: Rick Mezich
Title: President

STARWARD FISHERIES, LLC

By: R&B Fisheries, Inc.
Its: Manager

By: _____
Name: Rick Mezich
Title: President

DONA MARTITA LLC

By: _____
Name: Robert Desautel
Title: Managing Member

FISHING VESSEL MORNING STAR LLC
By: R&B Fisheries, Inc.
Its: Manager

By: _____
Name: Rick Mezich
Title: President


FY FISHERIES, INC.

By: _____
Name: Fred Yeck
Title: President

STARLITE FISHERIES, LLC
By: R&B Fisheries, Inc.
Its: Manager

By: _____
Name: Rick Mezich
Title: President

MARGUN ENTERPRISES LLC
By: Ildhuso Management LLC
Its: Manager

By: 
Name: Gunnar Ildhuso, Jr.
Title: Member

UNISEA FLEET COOPERATIVE

By: _____
Name: Jeff Hendricks
Title: President

FIERCE ALLEGIANCE LLC
By: R&B Fisheries, Inc.
Its: Manager

By: _____
Name: Rick Mezich
Title: President

F/V NORDIC STAR LLC
By: Aleutian Spray Fisheries, Inc.
Its: Managing Member

By: _____
Name: Chris Swasand
Title: President

F/V STARFISH, LLC
By: R&B Fisheries, Inc.
Its: Manager

By: _____
Name: Rick Mezich
Title: President

STARWARD FISHERIES, LLC
By: R&B Fisheries, Inc.
Its: Manager

By: _____
Name: Rick Mezich
Title: President

DONA MARTITA LLC

By: _____
Name: Robert Desautel
Title: Managing Member

FISHING VESSEL MORNING STAR LLC

By: R&B Fisheries, Inc.
Its: Manager

By: _____
Name: Rick Mezich
Title: President

FY FISHERIES, INC.

By: _____
Name: Fred Yeck
Title: President

STARLITE FISHERIES, LLC

By: R&B Fisheries, Inc.
Its: Manager


By: _____
Name: Rick Mezich
Title: President

MARGUN ENTERPRISES LLC

By: Ildhuso Management LLC
Its: Manager

By: _____
Name: Gunnar Ildhuso, Jr.
Title: Member

UNISEA FLEET COOPERATIVE

By: 
Name: Jeff Hendricks
Title: President

FIERCE ALLEGIANCE LLC

By: R&B Fisheries, Inc.
Its: Manager

By: _____
Name: Rick Mezich
Title: President

F/V NORDIC STAR LLC

By: Aleutian Spray Fisheries, Inc.
Its: Managing Member

By: _____
Name: Chris Swasand
Title: President

F/V STARFISH, LLC

By: R&B Fisheries, Inc.
Its: Manager

By: _____
Name: Rick Mezich
Title: President

STARWARD FISHERIES, LLC

By: R&B Fisheries, Inc.
Its: Manager

By: _____
Name: Rick Mezich
Title: President

DONA MARTITA LLC

By: _____
Name: Robert Desautel
Title: Managing Member

FISHING VESSEL MORNING STAR LLC
By: R&B Fisheries, Inc.
Its: Manager

By: _____
Name: Rick Mezich
Title: President

FY FISHERIES, INC.

By: _____
Name: Fred Yeck
Title: President

STARLITE FISHERIES, LLC
By: R&B Fisheries, Inc.
Its: Manager

By: _____
Name: Rick Mezich
Title: President

MARGUN ENTERPRISES LLC
By: Ildhuso Management LLC
Its: Manager

By: _____
Name: Gunnar Ildhuso, Jr.
Title: Member

UNISEA FLEET COOPERATIVE


By: _____
Name: Jeff Hendricks
Title President

FIERCE ALLEGIANCE LLC

By: R&B Fisheries, Inc.
Its: Manager

By: _____
Name: Rick Mezich
Title: President

F/V NORDIC STAR LLC
By: Aleutian Spray Fisheries, Inc.
Its: Managing Member

By: 
Name: Chris Swasand
Title: President

F/V STARFISH, LLC
By: R&B Fisheries, Inc.
Its: Manager

By: _____
Name: Rick Mezich
Title: President

STARWARD FISHERIES, LLC
By: R&B Fisheries, Inc.
Its: Manager

By: _____
Name: Rick Mezich
Title: President

UNISEA FLEET COOPERATIVE
EXHIBIT A
 TO 2020 ADDENDUM

BERING SEA POLLOCK FISHERY
 HARVEST SCHEDULE

This Harvest Schedule is based on the best information available to the Members at the time of its preparation. It will be amended from time to time pursuant to the terms of the Cooperative's Membership Agreement.

<i>MEMBER</i>	<i>VESSEL(S)</i>	<i>PERCENTAGE OF ALLOCATION</i>
Rondys, Inc.	ALSEA – ON 626517 ARGOSY – ON 611365	8.1264% 7.9774%
Aurora/Auriga General Partnership	AURIGA – ON 639547 AURORA – ON 636919	15.1347% 15.1388%
Dona Martita LLC	DEFENDER – ON 554030	15.7608%
Fierce Allegiance LLC	FIERCE ALLEGIANCE ON 588849	4.2441%
Margun Enterprises LLC	MARGUN – ON 1283312	0.4721%

<i>MEMBER</i>	<i>VESSEL(S)</i>	<i>PERCENTAGE OF "ALLOCATION"</i>
Fishing Vessel Morning Star LLC	MORNING STAR – ON 1037811	2.3943%
F/V Nordic Star LLC	NORDIC STAR – ON 584684	6.2721%
F/V Starfish, LLC	STARFISH – ON 561651	6.8407%
FY Fisheries, Inc.	SEADAWN – ON 548685	6.3854%
Starlite Fisheries, LLC	STARLITE - ON 597065	5.5454%
Starward Fisheries, LLC	STARWARD - ON 617807	5.7079%
Total		100.000%