

ANNUAL REPORT OF THE
UNISEA FLEET COOPERATIVE
YEAR 2019

PREPARED FOR:

NORTH PACIFIC FISHERY MANAGEMENT COUNCIL

MARCH 31, 2020

PREPARED BY:

NATURAL RESOURCES CONSULTANTS, INC.
SEATTLE, WASHINGTON

POINT OF CONTACT:

SCOTT GOODMAN (206) 285-3480

**ANNUAL REPORT OF THE
UNISEA FLEET COOPERATIVE
YEAR 2019**

**Presented to the
North Pacific Fishery Management Council
MARCH 31, 2020**

TABLE OF CONTENTS

	Page
INTRODUCTION	1
UNISEA FLEET MEMBER VESSELS AND CO-OP MANAGEMENT.....	1
UFC BERING SEA POLLOCK ALLOCATION TRANSFERS AND CATCH	3
SIDEBOARD LIMITATIONS, ALLOCATIONS AND CATCHES.....	5
DIRECTED BERING SEA COD AND GULF POLLOCK FISHERY	5
DIRECTED CRAB FISHING	6
UFC PROHIBITED SPECIES AND TOTAL GROUND FISH CATCH TOTALS.....	6
UFC MONITORING AND ENFORCEMENT	6
EXHIBITS 1-13.....	8-20
ATTACHMENT 1	

LIST OF EXHIBITS

	Page
Exhibit 1. Schematic of UniSea Fleet Cooperative Operations, 2019.....	7
Exhibit 2. Percent distribution of 2019 Bering Sea "inshore pollock allocation" between the seven inshore AFA pollock cooperatives.	8
Exhibit 3. UniSea Fleet Cooperative member vessel initial pollock allocations expressed as a percentage of the co-op total, as a percentage of the Bering Sea directed inshore pollock fishery, and in metric tons for 2019.....	9
Exhibit 4. UniSea Fleet Cooperative member vessel final Bering Sea directed pollock allocations for 2019 after co-op transfers.....	10
Exhibit 5. Comparison of UniSea Fleet Cooperative member vessels directed Bering Sea pollock catches with final allocations, 2019.	11
Exhibit 6. Directed pollock catch, bycatch of other groundfish and PSC's in the directed pollock fishery for the UniSea Fleet Cooperative member vessels, 2019.	12
Exhibit 7. BSAI sideboard limits and aggregate catch for the UniSea Fleet Cooperative member vessels, 2019.....	13
Exhibit 8. GOA sideboard limits and aggregate catch for the UniSea Fleet Cooperative member vessels, 2019.....	14
Exhibit 9. Comparison of UniSea Fleet Cooperative member vessels directed Bering Sea Pacific cod catches with final allocations, 2019.	15
Exhibit 10. Directed Pacific cod fishing catch and bycatch for the UniSea Fleet Cooperative member vessels, 2019.	16
Exhibit 11. Transfers of UniSea Fleet Cooperative Gulf of Alaska pollock sideboard limits to other catcher vessel co-ops, 2019.....	17
Exhibit 12. UniSea Fleet Cooperative vessel-by-vessel prohibited species catch, 2019.....	19
Exhibit 13. UniSea Fleet Cooperative vessel-by-vessel sideboard species catch (landed and discarded), 2019.	10

**ANNUAL REPORT OF THE
UNISEA FLEET COOPERATIVE
YEAR 2019**

**Presented to the
North Pacific Fishery Management Council
MARCH 31, 2020**

INTRODUCTION

UniSea Fleet Cooperative (UFC) is pleased to submit this document and results of their 2019 Bering Sea fishery to the North Pacific Fishery Management Council (NPFMC) in compliance with annual reporting requirements of the 1998 American Fisheries Act (AFA).

The 2019 fishing season was the nineteenth year of UFC operations under the AFA. The UniSea fleet was managed and operated during 2019 following the successful model established during the preceding 2000-2018 fisheries - basically without change. This document format and 13 exhibits herein reporting UFC co-op members, management, allocations, catches, sideboard limits, prohibited species catches and enforcement is also consistent with UFC's earlier years reporting to the NPFMC. We believe this reporting format and detail is both in keeping with AFA reporting requirements and provides easy comparison to the prior year results.

UNISEA FLEET MEMBER VESSELS AND CO-OP MANAGEMENT

There were no membership changes in the co-op in 2019 compared to 2018. Seven individual members of the UFC representing 13 catcher vessels signed their Co-op Membership Agreement, which enabled them to operate under the laws of the AFA in a fishing cooperative delivering pollock to UniSea Inc. during the 2019 fishing season (Attachment 1, UniSea Fleet Cooperative Membership Agreement for 2019 dated 11/14/18, and Pollock Harvest Schedule). The F/V

Mar Gun and the 57' F/V *Morning Star* did not fish in the Bering Sea in 2019.
The 2019 member vessels and their owners are listed below:

Margaret Hall, General Manager, Rondy's, Inc.

- F/V *Alsa* 124 ft LOA
- F/V *Argosy* 124 ft LOA

Jeff Hendricks, Manager, Auriga/Aurora General Partnership

- F/V *Auriga* 193 ft LOA
- F/V *Aurora* 193 ft LOA

Robert Desautel, Managing Member, Dona Martita, LLC

- F/V *Defender* 195 ft LOA

Chris Swasand, F/V *Nordic Star* LLC

- F/V *Nordic Star* 123 ft LOA

Gunnar Ildhuso, Jr., Margun Enterprises, LLC

- F/V *Mar-Gun* 112 ft LOA

Fred Yeck, President, FY Fisheries, Inc.

- F/V *Sea Dawn* 124 ft LOA

Rick Mezich, President, F/V *Starfish*, LLC.

- F/V *Starfish* 123 ft LOA

Rick Mezich, President, *Starlite* Fisheries, LLC.

- F/V *Starlite* 123 ft LOA

Rick Mezich, President, *Starward* Fisheries, LLC.

- F/V *Starward* 123 ft LOA

Rick Mezich, President, Fierce Allegiance, LLC.

- F/V *Fierce Allegiance* 167 ft LOA

Rick Mezich, President, F/V Morning Star, LLC.

- F/V *Morning Star* 57 ft Reg. Length

Co-op management and administration continued during 2019 and remained basically unchanged from management and administration of the prior co-op years (Exhibit 1). Mr. Jeff Hendricks continued to serve as the President of UFC and Mr. Todd Shoup served as the UFC Production Director. Coordination of information on allocations, transfers, pollock catches, sideboard catches and prohibited species catches between the UniSea plant in Dutch Harbor, the member vessels, Sea State, the Inter Co-op Manager and the National Marine Fisheries Service all continued during 2019 as established in year 2000 and as conducted in 2001-2018.

UFC BERING SEA POLLOCK ALLOCATION TRANSFERS AND CATCH

UFC 2019 pollock allocation represented 9.577% of the total Bering Sea final directed pollock allocation and 22.094% of the inshore sector allocation. Exhibit 2 shows the distribution of final 2019 pollock allocations between the seven inshore pollock cooperatives. UFC's allocation of 22.094% of the inshore sector allocation ranked UFC as the second largest inshore co-op. In 2019, UFC's 13 member vessels received a final AFA Bering Sea pollock allocation that totaled 135,368.824 mt (Exhibit 3). Each of the 13 UFC vessel's final pollock allocations are identified in Exhibit 3 showing their respective tonnage and each vessel's percentage of the UFC total allocation.

Exhibit 4 reports the final 2019 Bering Sea pollock allocations for each of the remaining and active 11 vessels in the UniSea fleet during the 2019 season after in-season transfers of pollock allocations between member vessels. Two member vessels (*Mar Gun* and the *Morning Star*) transferred all or nearly all of their 2019 pollock quota to other UFC member vessels.

Exhibit 5 provides UFC Bering Sea pollock catches that occurred during the 2019 season relative to final allocations after all co-op transfers. The UFC directed Bering Sea pollock catch totaled 135,364.477 mt, which was 4.347 mt less than the final allocation. This catch equated to 99.99% utilization of the final 2019 Bering Sea pollock allocation.

The AFA cooperative agreements require that co-op member vessels deliver at least 90% of the co-op's Bering Sea pollock catch to their cooperative processor. During 2019, UFC member vessels deliveries were greater than 90% of all directed pollock deliveries by UFC member vessels, in keeping with AFA requirements. No pollock caught during UFC operations in 2019 was landed outside of Alaska.

Bycatch of other groundfish, herring, halibut, crab and salmon from the directed Bering Sea pollock fishery is detailed by member vessel in Exhibit 6. Pollock represented 98.64 % of the total catch of pollock plus all other groundfish in the directed pollock fishery.

Vessel-level detail of salmon bycatch in the directed Bering Sea pollock fishery is reported for UFC in 2019 to meet current reporting requirements under Amendment 110. Specifically, Exhibit 6 summarizes the seasonal (A and B) catches of Chinook and chum salmon (other salmon). The reporting requirements for the number of appearances of each vessel on the lists of highest 20 vessel's salmon bycatch ("dirty 20" lists) by season for non-Chinook salmon are not provided in this UFC report as in prior recent years because there are no longer industry "dirty 20" lists. Salmon bycatch measures were in effect under Amendment 110 continuing in 2019, which was implemented to improve the management of Chinook and chum salmon bycatch in the Bering Sea pollock fishery by creating a comprehensive salmon bycatch avoidance program, and UFC salmon bycatch was covered under the inshore Salmon Savings Incentive Plan Agreement (SSIP).

SIDEBOARD LIMITATIONS, ALLOCATIONS AND CATCHES

The laws of the AFA place limits on AFA qualified catcher vessels whereby their harvest of groundfish other than Bering Sea pollock is limited to historic levels. Halibut bycatch (PSC) is also limited through the co-op sideboard allocations. By AFA definition, all catch of groundfish sideboard species made by non-exempt AFA catcher vessels, whether as targeted catch or incidental catch, are to be deducted from the sideboard limits. These are reported in the final harvest specifications and are intended to be a cap on all catches of these species.

Initial BSAI sideboard limits for all AFA CV cooperatives totaled 37,752 mt for all sideboard species. Of this total, only BSAI Pacific cod was allocated further to AFA co-ops and the allocation to UFC vessels totaled 3,303 mt. UFC had no cod transfers and their final sideboard limit for cod was 3,303 mt. A total of 3,264 mt of BSAI sideboard species (including 2,588 mt of cod) were caught by UFC vessels and 715 mt of UFC allocated sideboards (cod only) were left unharvested (Exhibit 7). Aggregate differences between catch and sideboard limits for all AFA CV cooperatives will be reported in the Inter-coop Report.

Initial GOA sideboard limits for all AFA CV cooperatives totaled 43,399 mt for all sideboard species. Only pollock and Pacific cod in GOA sideboard limits were allocated further to AFA co-ops and UFC allocation to vessels totaled 3,828 mt (Exhibit 8). UFC member vessels did not conduct fisheries for pollock or for other species of groundfish in the GOA management region and all GOA sideboard limits were left unharvested.

DIRECTED BERING SEA COD AND GULF POLLOCK FISHERY

UFC member vessels conducted a small directed Bering Sea cod fishery within UFC allocation (2,807 mt) and under sideboard allocation (3,303 mt) during 2019. This fishery was conducted by four member vessels and yielded a harvest of 1,985 mt (Exhibit 9). UFC member vessels did not conduct a directed fishery

for Gulf of Alaska pollock, and they did not conduct directed fisheries for yellowfin sole or rock sole.

Bycatch of other groundfish, halibut, herring, crab and salmon in the UFC directed Bering Sea cod fishery is detailed in Exhibit 10. Cod comprised 93.6% of the total groundfish catch in UFC's 2019 directed Bering Sea cod fishery.

As earlier noted, UFC member vessels did not fish Gulf of Alaska pollock in 2019 and there were no GOA pollock transfers in or out of UFC (Exhibit 11).

DIRECTED CRAB FISHING

Amendments 18 and 19 to the Fishery Management Plan for BSAI king and Tanner crab (70FR 10174 – March 2005), commonly referred to as the BSAI Crab Rationalization Program, have eliminated the prior AFA crab harvesting reporting requirements by AFA pollock vessels.

UFC PROHIBITED SPECIES AND ALL GROUND FISH CATCH TOTALS

UFC member vessel total prohibited species catches of halibut, herring, Bristol Bay red king crab, *bairdi* Tanner crab, other Tanner crab, chinook salmon and other salmon from all directed Bering Sea pollock and cod fisheries are provided in Exhibit 12. UFC member vessels' total catch (landings and discards) for all BSAI sideboard species by area and vessel is shown in Exhibit 13.

UFC MONITORING AND ENFORCEMENT

All UFC directed Bering Sea pollock and cod catches, as well as sideboard catches and the halibut PSC were successfully managed and did not exceed allocations. The co-op was accordingly not required to take any enforcement actions.

Exhibit 1. Schematic of UniSea Fleet Cooperative Operations, 2019.

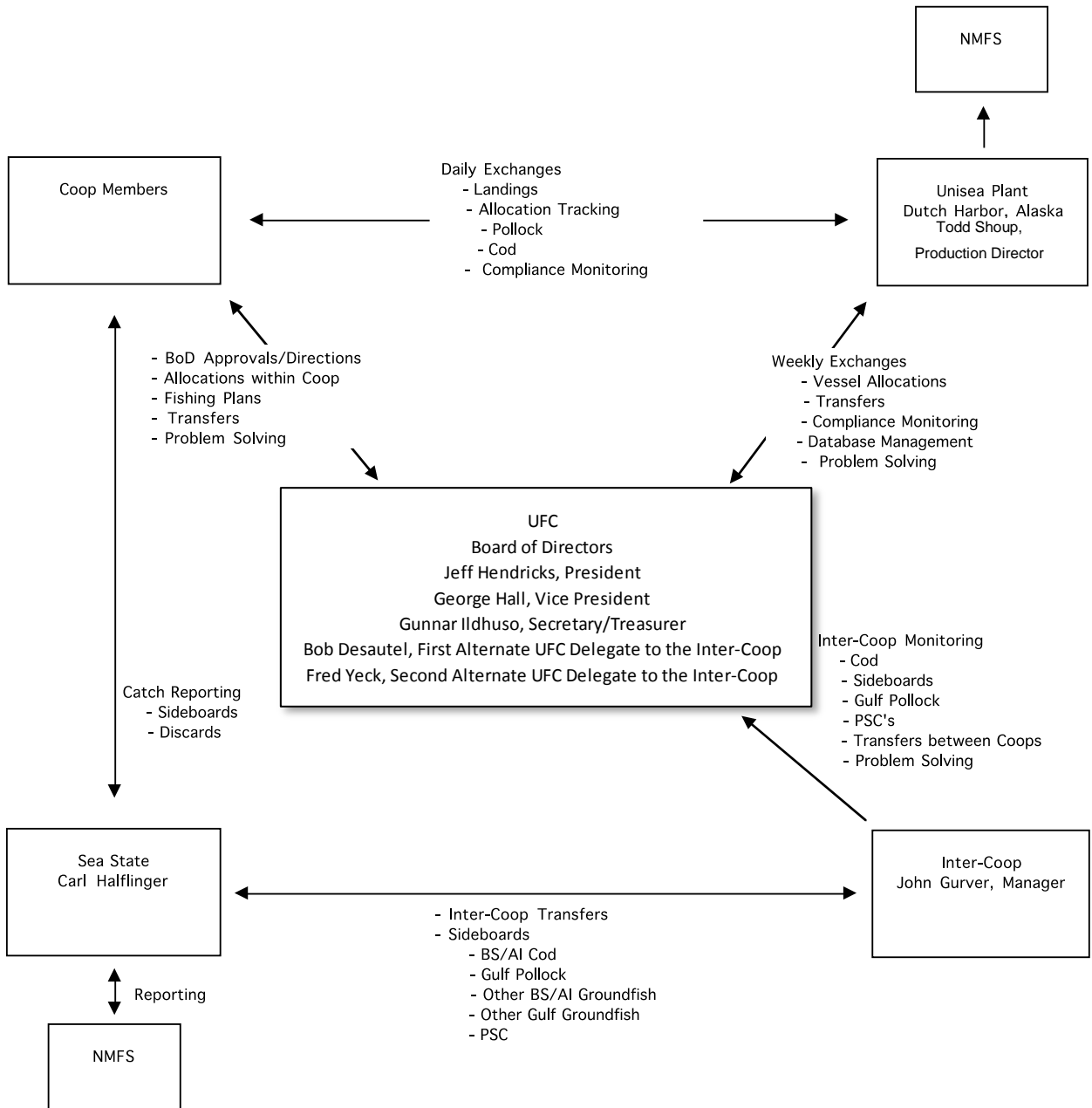


Exhibit 2. Percent distribution of 2019 Bering Sea "inshore pollock allocation" between the seven inshore AFA pollock cooperatives.

Bering Sea Inshore Pollock Co-op 2019 Allocation

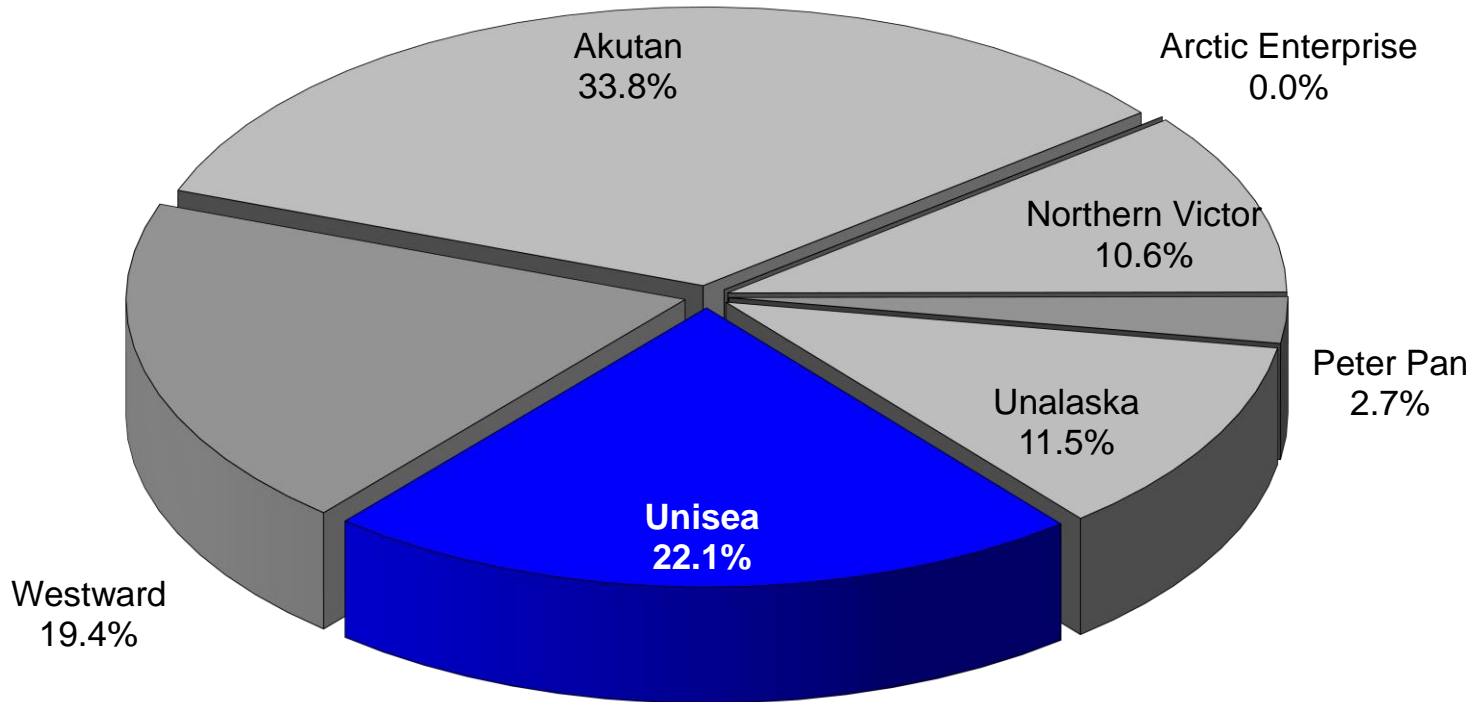


Exhibit 3. UniSea Fleet Cooperative member vessel initial pollock allocations expressed as a percentage of the co-op total, as a percentage of the Bering Sea directed inshore pollock fishery, and in metric tons for 2019.

Boat	% Co-op Allocation*	Pollock Allocations % Directed Inshore Pollock Fishery	Annual Allocation (MT)
Alsea	8.126%	1.795%	11,000.653
Argosy	7.977%	1.763%	10,798.847
Auriga	15.135%	3.344%	20,487.757
Aurora	15.139%	3.345%	20,492.901
Defender	15.761%	3.482%	21,335.261
Fierce Allegiance	4.244%	0.938%	5,745.072
MarGun	0.472%	0.104%	639.064
Nordic Star	6.272%	1.386%	8,490.660
Starfish	6.841%	1.511%	9,260.310
Starlite	5.545%	1.225%	7,506.764
Starward	5.708%	1.261%	7,726.779
Seadawn	6.385%	1.411%	8,643.796
Morning Star (57')	2.394%	0.529%	3,240.961
UFC Total	100.000%	22.094%	135,368.824

* Some totals are rounded. Allocations from updated, signed Unisea harvest schedules.

Exhibit 4. UniSea Fleet Cooperative member vessel final Bering Sea directed pollock allocations for 2019 after co-op transfers.

Boat	Initial Pollock Allocation (MT)	Within Co-op Net Transfer In & Out (MT)	Final Pollock Allocation (MT)
Alsea	11,000.653	-24.441	10,976.211
Argosy	10,798.847	+938.853	11,737.699
Auriga	20,487.757	+573.019	21,060.776
Aurora	20,492.901	-573.019	19,919.882
Defender	21,335.261	0.000	21,335.261
Fierce Allegiance	5,745.072	+3,165.420	8,910.492
MarGun	639.064	-639.064	0.001
Nordic Star	8,490.660	0.000	8,490.660
Starfish	9,260.310	-74.738	9,185.572
Starlite	7,506.764	-186.088	7,320.676
Starward	7,726.779	+336.364	8,063.143
Seadawn	8,643.796	-275.347	8,368.448
Morning Star (57')	3,240.961	-3,240.959	0.003
UFC Total	135,368.824	0.000	135,368.824

Exhibit 5. Comparison of UniSea Fleet Cooperative member vessels directed Bering Sea pollock catches with final allocations, 2019.

Boat	Final Pollock Allocation (MT)	Directed Bering Sea Pollock Catch by Vessel (MT)	Difference Over (+) Under (-)
Alea	10,976.211	10,976.211	0.000
Argosy	11,737.699	11,737.700	0.001
Auriga	21,060.776	21,060.776	+0.000
Aurora	19,919.882	19,915.923	-3.958
Defender*	21,335.261	21,335.261 *	+0.000
Fierce Allegiance	8,910.492	8,910.495	0.003
MarGun	0.001	0.000	-0.001
Nordic Star	8,490.660	8,502.899	12.239
Starfish	9,185.572	9,159.035	-26.538
Starlite	7,320.676	7,306.461	-14.214
Starward	8,063.143	8,063.143	0.000
Seadawn	8,368.448	8,396.572	28.123
Morning Star (57')	0.003	0.000	-0.003
UFC Total	135,368.824	135,364.477	-4.347

Pollock catch totals are from Seastate.

* Directed catch includes Defender-GS ("new" Defender) catch and Amendment 69 contractual fishing amounts as reported by the Co-op, delivered by three non-UFC vessels; (F/Vs Bering Defender, Alaskan Defender, and Northern Defender).

Exhibit 6. Directed pollock catch, bycatch of other groundfish and PSC's in the directed pollock fishery for the UniSea Fleet Cooperative member vessels, 2019.

Boat	Directed Bering Sea Pollock Catch (MT)	Other Groundfish Catch (MT)	Halibut Mortality (MT)	Herring Catch (MT)	Red King Crab (#)	<i>bairdi</i> Tanner Crab (#)	Other Tanner Crab (#)	A Season Chinook Salmon (#)	Other Salmon (#)	B Season Chinook Salmon (#)	Other Salmon (#)
Alea	10,976.211	130.69	0.00	3.91	0	0	0	116	1	57	2,434
Argosy	11,737.700	300.58	0.01	0.27	0	0	0	138	3	75	4,914
Auriga	21,060.776	293.79	0.49	60.62	0	0	0	234	6	142	3,704
Aurora	19,915.923	298.68	0.01	54.03	0	0	0	193	8	96	4,207
Defender*	21,335.261	145.78	0.10	7.52	0	0	0	308	2	140	6,433
Fierce Allegiance	8,910.495	149.24	0.00	25.58	0	0	0	126	13	30	2,242
MarGun	0.000	0.00	0.00	0.00	0	0	0	0	0	0	0
Nordic Star	8,502.899	95.90	0.00	15.06	0	0	0	88	0	86	1,141
Starfish	9,159.035	114.32	0.01	7.98	0	0	0	82	3	95	2,689
Starlite	7,306.461	105.18	0.14	0.36	0	0	0	61	0	100	602
Starward	8,063.143	113.91	0.00	6.98	0	0	0	65	0	72	1,362
Seadawn	8,396.572	114.74	0.00	4.33	0	0	0	49	1	115	2,156
Morning Star (57')	0.000	0.00	0.00	0.00	0	0	0	0	0	0	0
UFC Total	135,364.477	1,862.82	1	187	0	0	0	1,460	37	1,008	31,884

Directed pollock catch totals, PSCs and Other Groundfish are from Seastate.

* Catches from Amendment 69 contractual fishing by three non UFC vessels are included in F/V Defender vessel totals.

Exhibit 7. BSAI sideboard limits and aggregate catch for the UniSea Fleet Cooperative member vessels, 2019.

BSAI Sideboard Species Limits Area/Species/Season	Total AFA CV Sideboard Limit (mt)	Initial UFC Sideboard Limit (mt)	Inter-Co-op Sideboard Transfer (mt)	Final Sideboard Limit (mt)	UFC Co-op Catch (mt)	Difference Over "+" (mt) Under "-" (mt)
BSAI Pacific cod	30,699	3,303	0	3,303	2,588	-715
BS Sablefish	57	NA	NA	NA	50	NA
AI Sablefish	28	NA	NA	NA	0	NA
Eastern BSAI Atka mackerel	68	NA	NA	NA	45	NA
Central AI Atka mackerel	2	NA	NA	NA	0	NA
Western AI Atka mackerel	0	NA	NA	NA	0	NA
BSAI rock sole	1,434	NA	NA	NA	53	NA
BS Greenland turbot	281	NA	NA	NA	0	NA
AI Greenland turbot	3	NA	NA	NA	0	NA
BSAI arrowtooth flounder	469	NA	NA	NA	29	NA
BSAI Kamchatka flounder	293	NA	NA	NA	0	NA
BSAI Alaska plaice	675	NA	NA	NA	1	NA
BSAI other flatfish	244	NA	NA	NA	35	NA
BSAI flathead sole	654	NA	NA	NA	56	NA
BS Pacific ocean perch	1,247	NA	NA	NA	403	NA
Eastern AI Pacific ocean perch	76	NA	NA	NA	0	NA
Central AI Pacific ocean perch	19	NA	NA	NA	0	NA
Western AI Pacific ocean perch	0	NA	NA	NA	0	NA
BSAI northern rockfish	46	NA	NA	NA	2	NA
BSAI shortraker rockfish	1	NA	NA	NA	0	NA
EBS/EAI rougheye rockfish	0	NA	NA	NA	0	NA
CAI/WAI rougheye rockfish	1	NA	NA	NA	0	NA
BS other rockfish	1	NA	NA	NA	2	NA
AI other rockfish	4	NA	NA	NA	0	NA
BSAI skates	1,196	NA	NA	NA	0	NA
BSAI sculpins	230	NA	NA	NA	0	NA
BSAI sharks	6	NA	NA	NA	0	NA
BSAI octopuses	18	NA	NA	NA	0	NA
Co-op All Species Sideboard Total	37,752	NA	0	NA	3,264	-715

PSC limited halibut for Bering Sea

Directed cod fishery -----> 33

Note: Some totals are rounded. Catch totals are from Seastate data

Yellowfin sole exempted as sideboard species by 679.64(b)(6).

Exhibit 8. GOA sideboard limits and aggregate catch for the UniSea Fleet Cooperative member vessels, 2019.

GOA Sideboard Species Limits Area/Species/Season	Total AFA CV Sideboard Limit (mt)	Initial UFC Sideboard Limit (mt)	Inter-Co-op Sideboard Transfer (mt)	Final Sideboard Limit (mt)	UFC Co-op Catch (mt)	Difference Over "+" (mt) Under "-" (mt)	
Area 610 "A" season pollock	513	86	0	86	0	-86	
Area 620 "A" season pollock	2,712	2	0	2	0	-2	
Area 630 "A" season pollock	1,540	26	0	26	0	-26	
Area 610 "B" season pollock	513	86	0	86	0	-86	
Area 620 "B" season pollock	3,187	2	0	2	0	-2	
Area 630 "B" season pollock	714	12	0	12	0	-12	
Area 610 "C" season pollock	7,008	1,172	0	1,172	0	-1,172	
Area 620 "C" season pollock	983	1	0	1	0	-1	
Area 630 "C" season pollock	2,365	40	0	40	0	-40	
Area 610 "D" season pollock	7,008	1,172	0	1,172	0	-1,172	
Area 620 "D" season pollock	983	1	0	1	0	-1	
Area 630 "D" season pollock	2,365	40	0	40	0	-40	
Area 640 Annual pollock	2,009	1,091	0	1,091	0	-1,091	
Area 650 Annual pollock	3,066	NA	NA	NA	0	NA	
Western "A" season GOA Pacific cod	427	48	0	48	0	-48	
Central "A" season GOA Pacific cod	239	5	0	5	0	-5	
Western "B" season GOA Pacific cod	284	32	0	32	0	-32	
Central "B" season GOA Pacific cod	159	3	0	3	0	-3	
Eastern Annual inshore GOA Pacific cod	9	NA	NA	NA	0	NA	
Eastern Annual offshore GOA Pacific cod	1	NA	NA	NA	0	NA	
Western GOA sablefish	0	0	0	0	0	0	
Central GOA sablefish	67	NA	NA	NA	0	NA	
Eastern GOA sablefish	10	NA	NA	NA	0	NA	
Western GOA shallow-water flatfish	207	0	0	0	0	0	
Central GOA shallow-water flatfish	1,510	3	0	3	0	-3	
Eastern GOA shallow-water flatfish	53	0	0	0	0	0	
Western GOA deep-water flatfish	0	0	0	0	0	0	
Central GOA deep-water flatfish	223	0	0	0	0	0	
Eastern GOA deep-water flatfish	72	0	0	0	0	0	
Western GOA rex sole	2	0	0	NA	0	NA	
Central GOA rex sole	321	0	0	NA	0	NA	
Eastern GOA rex sole	10	0	0	NA	0	NA	
Western GOA arrowtooth flounder	30	0	0	0	0	0	
Central GOA arrowtooth flounder	1,988	6	0	6	0	-6	
Eastern GOA arrowtooth flounder	3	0	0	0	0	0	
Western GOA flathead sole	31	0	0	NA	0	NA	
Central GOA flathead sole	328	0	0	NA	0	NA	
Eastern GOA flathead sole	2	0	0	NA	0	NA	
Western GOA Pacific ocean perch	7	NA	NA	NA	0	NA	
Central GOA Pacific ocean perch	1,470	NA	NA	NA	0	NA	
Eastern GOA Pacific ocean perch	265	NA	NA	NA	0	NA	
Western GOA northern rockfish	0	NA	NA	NA	0	NA	
Central GOA northern rockfish	92	NA	NA	NA	0	NA	
Western GOA shortraker rockfish	0	0	0	0	0	0	
Central GOA shortraker rockfish	7	NA	NA	NA	0	NA	
Eastern GOA shortraker rockfish	6	NA	NA	NA	0	NA	
Western GOA dusky rockfish	0	0	0	0	0	0	
Central GOA dusky rockfish	0	0	0	0	0	0	
Eastern GOA dusky rockfish	1	0	0	0	0	0	
Western GOA rougheye rockfish	0	0	0	0	0	0	
Central GOA rougheye rockfish	13	NA	NA	NA	0	NA	
Eastern GOA rougheye rockfish	9	NA	NA	NA	0	NA	
SEO GOA demersal shelf rockfish	1	NA	NA	NA	0	NA	
Western GOA thornyhead rockfish	9	NA	NA	NA	0	NA	
Central GOA thornyhead rockfish	26	NA	NA	NA	0	NA	
Eastern GOA thornyhead rockfish	22	NA	NA	NA	0	NA	
Central GOA other rockfish	295	NA	NA	NA	0	NA	
Eastern GOA other rockfish	0	0	0	0	0	0	
GOA Atka mackerel	93	NA	NA	NA	0	NA	
Western GOA big skates	3	NA	NA	NA	0	NA	
Central GOA big skates	11	NA	NA	NA	0	NA	
Eastern GOA big skates	4	NA	NA	NA	0	NA	
Western GOA longnose skates	1	0	0	0	0	0	
Central GOA longnose skates	18	NA	NA	NA	0	NA	
Eastern GOA longnose skates	4	NA	NA	NA	0	NA	
GOA other skates	9	NA	NA	NA	0	NA	
GOA sculpins	33	NA	NA	NA	0	NA	
GOA sharks	52	NA	NA	NA	0	NA	
GOA octopuses	6	NA	NA	NA	0	NA	
Co-op All Species Sideboard Total	43,399	0	3,828	0	3,828	0	-3,828

Note: Some totals are rounded. Catch totals are from UFC & Seastate data.

Exhibit 9. Comparison of UniSea Fleet Cooperative member vessels directed Bering Sea Pacific cod catches with final allocations, 2019.

Boat	Total Co-op Cod Allocation (MT)	UFC Transfers In(+), Out(-) (MT)	UFC Final Cod Allocation (MT)	Directed Bering Sea Cod Catch (MT)	Difference Over (+) Under (-) (MT)
Alea	219	-60	159	0	-159
Argosy	240	0	240	0	-240
Auriga	25	0	25	0	-25
Aurora	25	0	25	0	-25
Defender	10	0	10	0	-10
Fierce Allegiance	121	-114	7	0	-7
GunMar	0	0	0	0	0
Nordic Star	570	0	570	552	-18
Starfish	285	+114	399	399	0
Starlite	282	0	282	0	-282
Starward	519	0	519	462	-57
Seadawn	511	+60	571	572	1
Morning Star (57')	0	0	0	0	0
UFC Total	2,807	0	2,807	1,985	-822

Note: Catch totals are from Seastate data.

Exhibit 10. Directed Pacific cod fishing catch and bycatch for the UniSea Fleet Cooperative member vessels, 2019.

Boat	Directed Bering Sea Pacific cod Catch (MT)	Other Groundfish Catch (MT)	Halibut Mortality (MT)	Herring Catch (MT)	Red King Crab (#)	<i>bairdi</i> Tanner Crab (#)	Other Tanner Crab (#)	Chinook Salmon (#)	Other Salmon (#)
Alea	0	0	0	0	0	0	0	0	0
Argosy	0	0	0	0	0	0	0	0	0
Auriga	0	0	0	0	0	0	0	0	0
Aurora	0	0	0	0	0	0	0	0	0
Defender	0	0	0	0	0	0	0	0	0
Fierce Allegiance	0	0	0	0	0	0	0	0	0
GunMar	0	0	0	0	0	0	0	0	0
Nordic Star	552	42	8	0	0	52	0	9	0
Starfish	399	20	1	0	0	0	0	0	0
Starlite	0	0	0	0	0	0	0	0	0
Starward	462	27	15	0	0	0	0	0	0
Seadawn	572	46	7	0	0	86	0	13	0
Morning Star (57')	0	0	0	0	0	0	0	0	0
UFC Total	1,985	136	31	0	0	138	0	22	0

* Some totals are rounded to nearest metric ton or number of animals.

Note: Catch and PSC totals are from Seastate data.

Exhibit 11. Transfers of UniSea Fleet Cooperative Gulf of Alaska pollock sideboard limits to other catcher vessel co-ops, 2019.

Gulf Area/Season	Transfers To	Transfer Amount (MT)
NO TRANSFERS OF GOA POLLOCK		
Total GOA Transfers		0

Exhibit 12. UniSea Fleet Cooperative vessel-by-vessel prohibited species catch, 2019.

March 31, 2020

Boat	Halibut Mortality (MT)	Herring Catch (MT)	Red King Crab (#)	<i>bairdi</i> Tanner Crab (#)	Other Tanner Crab (#)	Chinook Salmon (#)	Other Salmon (#)
Alsea	0	4	0	0	0	173	2,435
Argosy	0	0	0	0	0	213	4,917
Auriga	0	61	0	0	0	376	3,710
Aurora	0	54	0	0	0	289	4,215
Defender	0	8	0	0	0	448	6,435
Fierce Allegiance	0	26	0	0	0	156	2,255
GunMar	0	0	0	0	0	0	0
Nordic Star	8	15	0	52	0	183	1,141
Starfish	1	8	0	0	0	177	2,692
Starlite	0	0	0	0	0	161	602
Starward	15	7	0	0	0	137	1,362
Seadawn	7	4	0	86	0	177	2,157
Morning Star (57')	0	0	0	0	0	0	0
UFC Total	32	187	0	138	0	2,490	31,921

* Some totals are rounded to nearest metric ton or number of animals.

Note: PSC totals are from Seastate data.

Exhibit 13. UniSea Fleet Cooperative vessel-by-vessel sideboard species catch (landed and discarded mt), 2019.

Groundfish Spp/Area	Alsea	Argosy	Auriga	Aurora	Defender*	Fierce Alleg.	Mar-Gun	Nordic Star	Starfish	Starlite	Starward	Seadawn	UFC Ttl	
Landed Catch (MT)	Pcod BSAI	46	121	38	36	35	60	0	595	453	48	518	635	2,585
	Sablefish BSAI	3	5	2	2	0	0	0	0	1	0	0	0	15
	Atka mack. BSAI	0	2	3	10	0	13	0	2	10	1	1	2	45
	Rock sole BSAI	2	5	8	7	3	1	0	4	3	2	2	3	39
	Turbot BSAI	0	0	0	0	0	0	0	0	0	0	0	0	0
	Arrowtooth BSAI	1	3	4	3	4	1	0	1	2	1	1	2	23
	Kam. flound. BSAI	0	0	0	0	0	0	0	0	0	0	0	0	0
	AKPlaice BSAI	0	0	0	0	0	0	0	0	0	0	0	0	0
	Of flats BSAI	1	3	3	4	7	0	0	1	1	2	1	2	24
	Flathead BSAI	3	6	7	6	6	5	0	3	3	2	3	3	47
	POP BS	39	104	22	35	12	31	0	9	10	19	24	9	314
	POP AI	0	0	0	0	0	0	0	0	0	0	0	0	0
	Northern RF BSAI	0	0	0	0	0	0	0	0	0	0	0	0	0
	Shortraker BSAI	0	0	0	0	0	0	0	0	0	0	0	0	0
	Rougheye BSAI	0	0	0	0	0	0	0	0	0	0	0	0	0
	ORockfish BS	0	1	0	0	0	0	0	0	0	0	0	0	2
	ORockfish AI	0	0	0	0	0	0	0	0	0	0	0	0	0
	Skates BSAI	0	0	0	0	0	0	0	0	0	0	0	0	0
	Sculpins BSAI	0	0	0	0	0	0	0	0	0	0	0	0	0
	Sharks BSAI	0	0	0	0	0	0	0	0	0	0	0	0	0
Squid BSAI	1	0	11	8	10	0	0	9	0	2	0	5	47	
Octopus BSAI	0	0	0	0	0	0	0	0	0	0	0	0	0	
Yellowfin BSAI	0	0	0	0	0	0	0	0	0	0	0	0	2	
Discarded Catch (MT)	Pcod BSAI	0	0	0	0	0	0	0	1	0	0	1	1	3
	Sablefish BSAI	3	4	6	7	3	3	0	2	2	1	2	1	35
	Atka mack. BSAI	0	0	0	0	0	0	0	0	0	0	0	0	0
	Rock sole BSAI	0	0	0	0	0	0	0	4	2	0	3	4	14
	Turbot BSAI	0	0	0	0	0	0	0	0	0	0	0	0	0
	Arrowtooth BSAI	0	0	0	0	0	0	0	2	1	0	1	2	6
	Kam. flound. BSAI	0	0	0	0	0	0	0	0	0	0	0	0	0
	AKPlaice BSAI	0	0	0	0	0	0	0	0	0	0	0	0	1
	Of flats BSAI	0	0	0	0	0	0	0	3	2	0	3	3	11
	Flathead BSAI	0	0	0	0	0	0	0	3	1	0	2	3	9
	POP BS	12	9	11	19	12	13	0	2	3	2	4	2	89
	POP AI	0	0	0	0	0	0	0	0	0	0	0	0	0
	Northern RF BSAI	0	0	0	1	0	0	0	0	0	0	0	0	2
	Shortraker BSAI	0	0	0	0	0	0	0	0	0	0	0	0	0
	Rougheye BSAI	0	0	0	0	0	0	0	0	0	0	0	0	0
	ORockfish BS	0	0	0	0	0	0	0	0	0	0	0	0	0
	ORockfish AI	0	0	0	0	0	0	0	0	0	0	0	0	0
	Skates BSAI	0	0	0	0	0	0	0	0	0	0	0	0	0
	Sculpins BSAI	0	0	0	0	0	0	0	0	0	0	0	0	0
	Sharks BSAI	0	0	0	0	0	0	0	0	0	0	0	0	0
Squid BSAI	2	2	3	3	2	1	0	1	2	1	2	1	21	
Octopus BSAI	0	0	0	0	0	0	0	0	0	0	0	0	0	
Yellowfin BSAI	0	0	0	0	0	0	0	1	1	0	1	1	4	

Note: some totals are rounded

Total landings and discards of BSAI sideboard species by vessel are provided by Seastate and represent all directed or incidental catch (both landings and discards) taken in all UFC fishing in 2019. F/V Morning Star (57) did not fish in the Bering Sea in 2018. Yellowfin sole is shown but is not a sideboard species in 2018.

* Includes catches from three vessels during Amendment 69 contract fishing.

ATTACHMENT 1

UFC MEMBERSHIP AGREEMENT 2019 ADDENDUM

UNISEA FLEET COOPERATIVE
MEMBERSHIP AGREEMENT
2019 ADDENDUM

Each of the undersigned hereby acknowledges and agrees that the terms and conditions of the UniSea Fleet Cooperative Amended and Restated Membership Agreement dated as of September 24, 2010, as amended by a First Amendment to Amended and Restated Membership Agreement dated as of January 4, 2011, Second Amendment dated February 4, 2016, and Membership Agreement Addenda dated as of November 16, 2010, and November 9, 2011 (collectively, the "Membership Agreement"), is in full force and effect, and binds the undersigned for the year 2019, and that the Exhibit A attached hereto replaces in its entirety the existing Exhibit A to the Membership Agreement.


Each of the undersigned hereby certifies that each of its member vessels as identified on the attached Exhibit A: (i) is a "qualified catcher vessel" within the meaning of 50 CFR 679.4(6)(ii)(D); (ii) delivered more pollock to UniSea, Inc. than to any other AFA inshore processor or stationary floating processor in the last year in which the vessel engaged in directed fishing for pollock in the BSAI for delivery to the inshore sector; (iii) is otherwise eligible to fish for groundfish in the BSAI; (iv) has an AFA catcher vessel permit with an inshore endorsement; (v) has no permit sanctions or other type of sanctions against it that would prevent it from fishing for groundfish in the BSAI; and (vi) is named on a valid LLP permit authorizing the vessel to engage in trawling for pollock in the Bering Sea.

Each of the undersigned further certifies that (a) at least 80 percent of the owners of the qualified catcher vessels are parties to the Membership Agreement; and (b) that the Membership Agreement requires that the Cooperative deliver at least 90% of its BSAI Pollock catch to its designated AFA processor.

The cooperative's designated representative within the meaning of 50 CFR 679.61(c) is Duncan R. McIntosh. The cooperative's registered agent for service of process is Mundt MacGregor L.L.P., 271 Wyatt Way NE, Suite 106, Bainbridge Island, Washington 98110-2873.

Dated effective as of November 14, 2018.

RONDYS, INC.

By: 
Name: Margaret Hall
Title: Vice President of Operations

AURIGA/AURORA GENERAL
PARTNERSHIP

By: _____
Name: Jeff Hendricks
Title: Manager

UNISEA FLEET COOPERATIVE
MEMBERSHIP AGREEMENT
2019 ADDENDUM

Each of the undersigned hereby acknowledges and agrees that the terms and conditions of the UniSea Fleet Cooperative Amended and Restated Membership Agreement dated as of September 24, 2010, as amended by a First Amendment to Amended and Restated Membership Agreement dated as of January 4, 2011, Second Amendment dated February 4, 2016, and Membership Agreement Addenda dated as of November 16, 2010, and November 9, 2011 (collectively, the "Membership Agreement"), is in full force and effect, and binds the undersigned for the year 2019, and that the Exhibit A attached hereto replaces in its entirety the existing Exhibit A to the Membership Agreement.

Each of the undersigned hereby certifies that each of its member vessels as identified on the attached Exhibit A: (i) is a "qualified catcher vessel" within the meaning of 50 CFR 679.4(6)(ii)(D); (ii) delivered more pollock to UniSea, Inc. than to any other AFA inshore processor or stationary floating processor in the last year in which the vessel engaged in directed fishing for pollock in the BSAI for delivery to the inshore sector; (iii) is otherwise eligible to fish for groundfish in the BSAI; (iv) has an AFA catcher vessel permit with an inshore endorsement; (v) has no permit sanctions or other type of sanctions against it that would prevent it from fishing for groundfish in the BSAI; and (vi) is named on a valid LLP permit authorizing the vessel to engage in trawling for pollock in the Bering Sea.

Each of the undersigned further certifies that (a) at least 80 percent of the owners of the qualified catcher vessels are parties to the Membership Agreement; and (b) that the Membership Agreement requires that the Cooperative deliver at least 90% of its BSAI Pollock catch to its designated AFA processor.

The cooperative's designated representative within the meaning of 50 CFR 679.61(c) is Duncan R. McIntosh. The cooperative's registered agent for service of process is Mundt MacGregor L.L.P., 271 Wyatt Way NE, Suite 106, Bainbridge Island, Washington 98110-2873.

Dated effective as of November 14, 2018.


RONDYS, INC.

By: _____
Name: Margaret Hall
Title: Vice President of Operations

AURIGA/AURORA GENERAL
PARTNERSHIP

By: 
Name: Jeff Hendricks
Title: Manager

DONA MARTITA LLC

By: 
Name: Robert Desautel
Title: Managing Member

FIERCE ALLEGIANCE LLC

By: R&B Fisheries, Inc.
Its: Manager

By: _____
Name: Rick Mezich
Title: President

FISHING VESSEL MORNING STAR LLC

By: R&B Fisheries, Inc.
Its: Manager

F/V NORDIC STAR LLC

By: Aleutian Spray Fisheries, Inc.
Its: Managing Member

By: _____
Name: Rick Mezich
Title: President

By: _____
Name: Chris Swasand
Title: President

FY FISHERIES, INC.

F/V STARFISH, LLC

By: R&B Fisheries, Inc.
Its: Manager

By: _____
Name: Fred Yeck
Title: President

By: _____
Name: Rick Mezich
Title: President

STARLITE FISHERIES, LLC

By: R&B Fisheries, Inc.
Its: Manager

STARWARD FISHERIES, LLC

By: R&B Fisheries, Inc.
Its: Manager

By: _____
Name: Rick Mezich
Title: President

By: _____
Name: Rick Mezich
Title: President

MARGUN ENTERPRISES LLC

By: Ildhuso Management LLC
Its: Manager

By: _____
Name: Gunnar Ildhuso, Jr.
Title: Member

UNISEA FLEET COOPERATIVE

By: _____
Name: Jeff Hendricks
Title: President

DONA MARTITA LLC

By: _____
Name: Robert Desautel
Title: Managing Member

FISHING VESSEL MORNING STAR LLC

By: R&B Fisheries, Inc.
Its: Manager

By: Rick Mezich
Name: Rick Mezich
Title: President

FY FISHERIES, INC.

By: _____
Name: Fred Yeck
Title: President

STARLITE FISHERIES, LLC

By: R&B Fisheries, Inc.
Its: Manager

By: Rick Mezich
Name: Rick Mezich
Title: President

MARGUN ENTERPRISES LLC

By: Ildhuso Management LLC
Its: Manager

By: _____
Name: Gunnar Ildhuso, Jr.
Title: Member

UNISEA FLEET COOPERATIVE

By: _____
Name: Jeff Hendricks
Title: President

FIERCE ALLEGIANCE LLC

By: R&B Fisheries, Inc.
Its: Manager

By: Rick Mezich
Name: Rick Mezich
Title: President

F/V NORDIC STAR LLC

By: Aleutian Spray Fisheries, Inc.
Its: Managing Member

By: _____
Name: Chris Swasand
Title: President

F/V STARFISH, LLC

By: R&B Fisheries, Inc.
Its: Manager

By: Rick Mezich
Name: Rick Mezich
Title: President

STARWARD FISHERIES, LLC

By: R&B Fisheries, Inc.
Its: Manager

By: Rick Mezich
Name: Rick Mezich
Title: President


DONA MARTITA LLC

By: _____
Name: Robert Desautel
Title: Managing Member

FISHING VESSEL MORNING STAR LLC
By: R&B Fisheries, Inc.
Its: Manager

By: _____
Name: Rick Mezich
Title: President

FY FISHERIES, INC.

By: 
Name: Fred Yeck
Title: President

STARLITE FISHERIES, LLC
By: R&B Fisheries, Inc.
Its: Manager

By: _____
Name: Rick Mezich
Title: President

MARGUN ENTERPRISES LLC
By: Ildhuso Management LLC
Its: Manager

By: _____
Name: Gunnar Ildhuso, Jr.
Title: Member

UNISEA FLEET COOPERATIVE

By: _____
Name: Jeff Hendricks
Title: President

FIERCE ALLEGIANCE LLC

By: R&B Fisheries, Inc.
Its: Manager

By: _____
Name: Rick Mezich
Title: President

F/V NORDIC STAR LLC
By: Aleutian Spray Fisheries, Inc.
Its: Managing Member

By: _____
Name: Chris Swasand
Title: President

F/V STARFISH, LLC
By: R&B Fisheries, Inc.
Its: Manager

By: _____
Name: Rick Mezich
Title: President

STARWARD FISHERIES, LLC
By: R&B Fisheries, Inc.
Its: Manager

By: _____
Name: Rick Mezich
Title: President

DONA MARTITA LLC

By: _____
Name: Robert Desautel
Title: Managing Member

FISHING VESSEL MORNING STAR LLC

By: R&B Fisheries, Inc.
Its: Manager

By: _____
Name: Rick Mezich
Title: President

FY FISHERIES, INC.

By: _____
Name: Fred Yeck
Title: President

STARLITE FISHERIES, LLC

By: R&B Fisheries, Inc.
Its: Manager

By: _____
Name: Rick Mezich
Title: President

MARGUN ENTERPRISES LLC

By: Ildhuso Management LLC
Its: Manager

By: _____
Name: Gunnar Ildhuso, Jr.
Title: Member

UNISEA FLEET COOPERATIVE

By: _____
Name: Jeff Hendricks
Title: President

FIERCE ALLEGIANCE LLC

By: R&B Fisheries, Inc.
Its: Manager

By: _____
Name: Rick Mezich
Title: President

F/V NORDIC STAR LLC

By: Aleutian Spray Fisheries, Inc.
Its: Managing Member

By: 
Name: Chris Swasand
Title: President

F/V STARFISH, LLC

By: R&B Fisheries, Inc.
Its: Manager

By: _____
Name: Rick Mezich
Title: President

STARWARD FISHERIES, LLC

By: R&B Fisheries, Inc.
Its: Manager

By: _____
Name: Rick Mezich
Title: President

DONA MARTITA LLC

By: _____
Name: Robert Desautel
Title: Managing Member

FISHING VESSEL MORNING STAR LLC
By: R&B Fisheries, Inc.
Its: Manager

By: _____
Name: Rick Mezich
Title: President

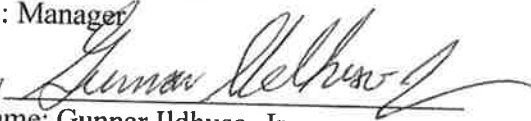
FY FISHERIES, INC.

By: _____
Name: Fred Yeck
Title: President

STARLITE FISHERIES, LLC
By: R&B Fisheries, Inc.
Its: Manager

By: _____
Name: Rick Mezich
Title: President

MARGUN ENTERPRISES LLC
By: Ildhuso Management LLC
Its: Manager

By: 
Name: Gunnar Ildhuso, Jr.
Title: Member

UNISEA FLEET COOPERATIVE

By: _____
Name: Jeff Hendricks
Title: President

FIERCE ALLEGIANCE LLC

By: R&B Fisheries, Inc.
Its: Manager

By: _____
Name: Rick Mezich
Title: President

F/V NORDIC STAR LLC
By: Aleutian Spray Fisheries, Inc.
Its: Managing Member

By: _____
Name: Chris Swasand
Title: President

F/V STARFISH, LLC
By: R&B Fisheries, Inc.
Its: Manager

By: _____
Name: Rick Mezich
Title: President

STARWARD FISHERIES, LLC
By: R&B Fisheries, Inc.
Its: Manager

By: _____
Name: Rick Mezich
Title: President

DONA MARTITA LLC

By: _____
Name: Robert Desautel
Title: Managing Member

FISHING VESSEL MORNING STAR LLC
By: R&B Fisheries, Inc.
Its: Manager

By: _____
Name: Rick Mezich
Title: President

FY FISHERIES, INC.

By: _____
Name: Fred Yeck
Title: President


STARLITE FISHERIES, LLC
By: R&B Fisheries, Inc.
Its: Manager

By: _____
Name: Rick Mezich
Title: President

MARGUN ENTERPRISES LLC
By: Ildhuso Management LLC
Its: Manager

By: _____
Name: Gunnar Ildhuso, Jr.
Title: Member

UNISEA FLEET COOPERATIVE

By: 
Name: Jeff Hendricks
Title: President

FIERCE ALLEGIANCE LLC

By: R&B Fisheries, Inc.
Its: Manager

By: _____
Name: Rick Mezich
Title: President

F/V NORDIC STAR LLC
By: Aleutian Spray Fisheries, Inc.
Its: Managing Member

By: _____
Name: Chris Swasand
Title: President

F/V STARFISH, LLC
By: R&B Fisheries, Inc.
Its: Manager

By: _____
Name: Rick Mezich
Title: President

STARWARD FISHERIES, LLC
By: R&B Fisheries, Inc.
Its: Manager

By: _____
Name: Rick Mezich
Title: President

UNISEA FLEET COOPERATIVE
EXHIBIT A
 TO 2019 ADDENDUM

BERING SEA POLLOCK FISHERY
 HARVEST SCHEDULE

This Harvest Schedule is based on the best information available to the Members at the time of its preparation. It will be amended from time to time pursuant to the terms of the Cooperative's Membership Agreement.

<i>MEMBER</i>	<i>VESSEL(S)</i>	<i>PERCENTAGE OF ALLOCATION</i>
Rondys, Inc.	ALSEA – ON 626517 ARGOSY – ON 611365	8.1264% 7.9774%
Aurora/Auriga General Partnership	AURIGA – ON 639547 AURORA – ON 636919	15.1347% 15.1388%
Dona Martita LLC	DEFENDER – ON 554030	15.7608%
Fierce Allegiance LLC	FIERCE ALLEGIANCE ON 588849	4.2441%
Margun Enterprises LLC	MARGUN – ON 1283312	0.4721%

<i>MEMBER</i>	<i>VESSEL(S)</i>	<i>PERCENTAGE OF "ALLOCATION"</i>
Fishing Vessel Morning Star LLC	MORNING STAR – ON 1037811	2.3943%
F/V Nordic Star LLC	NORDIC STAR – ON 584684	6.2721%
F/V Starfish, LLC	STARFISH – ON 561651	6.8407%
FY Fisheries, Inc.	SEADAWN – ON 548685	6.3854%
Starlite Fisheries, LLC	STARLITE - ON 597065	5.5454%
Starward Fisheries, LLC	STARWARD - ON 617807	5.7079%
Total		100.000%