

# WESTWARD FLEET COOPERATIVE

## 2018 ANNUAL REPORT

PRESENTED TO THE NORTH PACIFIC FISHERIES MANAGEMENT  
COUNCIL MARCH 29 2018

Prepared by Timothy Cusick

Westward Fleet Cooperative - Manager

[Timc@westwardfishing.com](mailto:Timc@westwardfishing.com)

## TABLE OF CONTENTS

	Page
INTRODUCTION AND COOPERATIVE MANAGEMENT	1
2018 WESTWARD FLEET COOPERATIVE MEMBERSHIP	1
IN SEASON MANAGEMENT	2
DIRECTED POLLOCK FISHERY	2
BYCATCH AND BYCATCH MANAGEMENT IN THE DIRECTED POLLOCK FISHERY	2
BERING SEA SIDEBOARD LIMITS, CATCH, AND TRANSFERS	3
GULF OF ALASKA SIDEBOARD LIMITS AND TRANSFERS	3
TABLE 1 - BSAI POLLOCK ALLOCATION BY VESSEL	4
TABLE 2 - BSAI POLLOCK CATCH AND TRANSFERS BY VESSEL	5
TABLE 3 - DELIVERIES MADE TO PROCESSORS OTHER THAN WESTWARD	6
TABLE 4 - POLLOCK AND PSC IN THE BSAI DIRECTED POLLOCK FISHERY	7
TABLE 5 - SALMON BYCATCH AND DIRTY 20 APPERANCES	8
TABLE 6 - BSAI COD SIDEBOARD LIMITS TO INDIVIDUAL MEMBER VESSELS	9
TABLE 7 - COD AND PSC IN THE DIRECTED BSAI COD FISHERY	10
TABLE 8 - SIDEBOARD CATCH IN THE DIRECTED COD FISHERY BY VESSEL	11
TABLE 9 - SIDEBOARD CATCH IN THE DIRECTED POLLOCK FISHERY BY VESSEL	13
TABLE 10 - BSAI SIDEBOARD LIMITS, CATCH, AND TRANSFERS	17
TABLE 11 - GOA SIDEBOARD LIMITS AND TRANSFERS	18
CRAB HARVEST SUMMARY FOR QUALIFIED VESSELS	20
2018 WESTWARD FLEET COOPERATIVE MEMBERSHIP AGREEMENT	
2018 AGREEMENT TO PROCESS	

## INTRODUCTION AND COOPERATIVE MANAGEMENT

2018 was Westward Fleet Cooperatives 19<sup>th</sup> year of fishing under the America Fisheries Act (AFA). All vessels successfully executed their harvest plans. There were many intra-Cooperative transfers and inter-cooperative transfers which are included in the tables of this report. No vessel exceeded their post-transfer allocation limits and therefore no vessels received penalties from the Cooperative Board. For 2018 Marcus Alden served as the Cooperative President, Gregory Baker as the Vice President, Robert Desautel as the Executive Director, Elizabeth Reed as Secretary and Treasurer, and Timothy Cusick as Cooperative Manager.

## 2018 WESTWARD FLEET COOPERATIVE MEMBERSHIP

There were no changes to Cooperative Membership in 2018. Westward Fleet Cooperative has 19.380% of the In-Shore Allocation.

Member Vessel	AFA Permit Number
Alaskan Defender	425
Bering Defender	2047
Caitlin Ann	3800
Chelsea K	4620
Defender	34279
Pacific Prince	4194
Viking	1222
Westward I	1650

## IN SEASON MANAGEMENT

During the season the Cooperative manager and Plant manager meet twice daily to contact the fleet and get the latest information on scheduling, bycatch concerns, and general fish quality information. At the end of each offload the Captain and the Cooperative manager receive the offload weight and Salmon bycatch numbers. The Cooperative manager then forwards this and any other relevant information on the offload to the Cooperative member vessels and any vessel fishing under an amendment 69 agreement. The Managing Members also directly communicate with the Captains and Cooperative manager on vessel operation concerns as well as bycatch and other concerns. All member vessels as well as the Plant and Cooperative manager receive Salmon bycatch alarms and Salmon closure notices directly from Seastate. In season inter and intra Cooperative transfers are made by the Cooperative manager on the approval of the Managing Members.

## 2018 WESTWARD FLEET COOPERATIVE DIRECTED POLLOCK FISHERY

In 2018 Westward Fleet Cooperative had a Bering Sea Pollock Allocation of 115,766.9mt of Pollock. The cooperative Harvested 115,766.5mt of Pollock, 0.4mt was left in the water, that amount represented the buffer for the final delivery in B season to prevent the Cooperative from exceeding its annual Allocation. Table 1 shows each member vessels allocation percentage of the Cooperative as well as the inshore sector percentage. Table two shows allocations, transfers, and catch by member vessels and the Nordic Fury who fished under an Amendment 69 contract. 97.1% of the Pollock harvest was from member vessels the other 2.9% was taken by the Nordic Fury. Table 3 shows deliveries that were made to Processors other than the Cooperatives associated processor Westward Seafoods. In accordance with Section 210(b)(6) of the AFA Westward Fleet Cooperative delivered more than 90.0% of its Pollock to Westward Seafoods. All Pollock was delivered within the state of Alaska.

## BYCATCH AND BYCATCH MANAGEMENT IN THE DIRECTED BS POLLOCK FISHERY

Table 4 shows number of Bairdi, Other Tanner, Red King Crab, Chinook, and Other Salmon, as well, as the metric tons of Halibut Mortality and Herring. Table 5 breaks down the Chinook and

Other Salmon bycatch by vessel and season, it also notes that there were not dirty 20 lists for B season 2018. Westward Fleet Cooperative participates in the SSIP as the approved shoreside IPA under Amendment 91, and as amended by Amendment 110. Further details of that program and its incentives will be provided during the IPA report presented to the North Pacific Fisheries Management Council.

#### BEARING SEA SIDEBOARD LIMITS, CATCH, AND TRANSFERS

Westward Fleet Cooperative vessels participated in both the Bering Sea Pollock fishery and four vessels; the Caitlin Ann, Westward One, Alaskan Defender and Bering Defender also participated in the BSAI Non-Exempt Trawl Cod Fishery. No Westward Fleet Cooperative Vessels are Gulf Exempt. Table 6 shows our vessel by vessel BSAI Cod and Halibut mortality limits. Westward Fleet Cooperative transferred 631mt of Cod and 4.53mt of associated Halibut 2018. All four vessels participating in the BSAI Cod fishery fished off the total post transfer Cooperative sideboard limit and the associated Halibut PSC limit free of lease or other compensation. Table 7 shows the actual catch and PSC taken in the BSAI Cod fishery. Table 8 shows the Cod catch and other sideboard catch in the BSAI Cod fishery. Table 10 shows the Cooperatives BSAI sideboard limits, catch, and transfers.

#### GULF OF ALASKA SIDEBOARD LIMITS AND TRANSFERS

Table 11 shows the total 2018 AFA Catcher Vessel sideboard limits that come from Table 18 of the 2018 Final Ground fish Specifications. Table 11 also shows Westward Fleet Cooperatives portion of those Sideboard limits and transfers. No Westward Fleet Cooperative vessels participated in any Gulf fisheries in 2018.

**TABLE 1****2018 Westward Fleet Cooperative AFA Pollock Quota by Vessel**

<b>Company Name</b>	<b>Member Vessels</b>	<b>% of AFA Inshore Directed Pollock Fishery</b>	<b>% of Coop Allocation 2016</b>
Dona Martita LLC	Alaskan Defender	2.417%	12.467%
Dona Martita LLC	Defender	1.103%	5.699%
Alaskan Command LLC	Caitlin Ann	0.371%	1.916%
Ocean Dynasty Limited Partnership	Chelsea K	4.647%	23.998%
Dona Martita LLC	Bering Defender	2.103%	10.857%
Pacific Knight LLC	Pacific Prince	5.527%	28.476%
Viking Limited Partnership	Viking	1.658%	8.557%
Westward Limited Partnership	Westward 1	1.554%	8.029%
		19.380%	100.000%

**TABLE 2****2018 AFA Pollock Catch by Vessel**

Vessel	Allocation	Transfers	Final Allocation	Catch	Over/Under
Alaskan Defender	14,433	382	14,815	14,815	0
Bering Defender	12,569	5,729	18,298	18,298	0
Caitlin Ann	2,219	6,921	9,139	9,139	0
Chelsea K	27,781	1,142	28,923	28,923	0
Defender	6,598	(6,112)	486	486	0
Nordic Fury *	0	3,401	3,401	3,401	0
Pacific Prince	32,966	(14,478)	18,488	18,487	0.4
Viking	9,906	2,100	12,007	12,007	0
Westward One	9,295	914	10,209	10,209	0
Totals	115,765.86	0	115,766	115,765.5	0

\* The 0.4 mt represents the amount of quota left in the water for 2018

\* The Nordic Fury fished for the Pacific Prince under an Amendment 69 agreement.

**TABLE 3**

**Deliveries made to other Processors in 2018**

Vessel	Processor	mt Pollock
Viking	Alyeska	669
Alaskan Defender	Alyeska	636
Caitlin Ann	Alyeska	301
Caitlin Ann	Icicle	89
Defender	Unisea	486
		2,181

Westward Fleet Cooperative delivered more the 90% of it's catch to it's associated processor Westward Seafoods in Dutch Harbor Alaska.

Westward Fleet Cooperative delivered 1.884% of it's Directed AFA Pollock catch to Processors other than Westward Seafoods in 2018

100% of Westward Fleet Cooperatives Allocation was delivered in Alaska



**TABLE 4**

**PSC for the Directed Pollock Fishery**

Vessel	Bairdi (N)	Chinook BS (N)	Groundfish other than Pollock (MT)	Halibut Mort. (MT)	Herring (MT)
Alaskan Defender	0	257	174	0	6
Bering Defender	0	175	120	0	2
Caitlin Ann	0	93	106	0	1
Chelsea K	0	549	97	0	46
Defender	0	0	0	0	0
Nordic Fury *	0	11	19	0	0
Pacific Prince	0	192	153	2	7
Viking	0	100	132	0	1
Westward One	0	112	163	0	3
	0	1,489	963	2	66

Vessel	Other Salmon (N)	Other Tanner (N)	Pollock Harvest (MT)	Red King Crab (N)
Alaskan Defender	3,748	0	14,815	0
Bering Defender	3,760	0	18,298	0
Caitlin Ann	4,373	0	9,139	0
Chelsea K	7,655	0	28,923	0
Defender	0	0	486	0
Nordic Fury *	5,349	0	3,401	0
Pacific Prince	8,169	0	18,487	0
Viking	5,940	0	12,007	0
Westward One	2,540	0	10,209	0
	41,534	0	115,765	0

\* Nordic Fury was fishing under an Amendment 69 agreement for the Pacific Prince

\* Data Provided by Seastate

\* Numbers are rounded to the nearest mt and nearest whole number for Crab and Salmon

**TABLE 5**

**Westward Fleet Cooperative 2018 Salmon Bycatch and "Dirty 20" appearances**

Vessel	Pollock Harvest (MT)	"A" Season Chinook	"B" Season Chinook	"A" Season Other Salmon	"B" Season Other Salmon	"B" Season Dirty 20 List Other Salmon
Alaskan Defender	14,815	204	53	2	3,746	0/NA
Bering Defender	18,298	123	52	1	3,759	0/NA
Caitlin Ann	9,139	36	57	3	4,370	0/NA
Chelsea K	28,923	358	191	13	7,642	0/NA
Defender	486	0	0	0	0	0/NA
Nordic Fury *	3,401	1	10	0	5,349	0/NA
Pacific Prince	18,487	124	68	2	8,167	0/NA
Viking	12,007	55	45	1	5,939	0/NA
Westward One	10,209	57	55	1	2,539	0/NA
Totals	115,765	958	531	23	41,511	

\* Data Provided by Seastate

\* There were no dirty 20 lists for 2018 B season

\* The Nordic Fury fished for the Pacific Prince under an Amendment 69 Agreement

**TABLE 6**

Westward Fleet Cooperative  
2018 BSAI Cod Sideboards

8.4855% FROM THE ICA AGREEMENT

	A Season MT	A & B MT	Full Year MT
COOP COD ALLOCATION:	2,175	2498	2,726
HALIBUT MORTALITY ALLOCATION:	22.7	26.7	26.7

	Best 1 of 3 Years Percentage	Final Coop Percentage	A Season P.Cod Allocation	Halibut Mortality Before 3/1	Cod A+B	Halibut Full Year	Cod Full Year
ALASKAN DEFENDER	0.7356%	8.6689%	189	2.0	217	2.3	236
DEFENDER	0.0000%	0.0000%	0	0.0	0	0.0	0
CAITLIN ANN	1.5339%	18.0767%	393	4.1	452	4.8	493
CHELSEA K	0.1357%	1.5992%	35	0.4	40	0.4	44
BERING DEFENDER	2.5422%	29.9593%	652	6.8	748	8.0	817
PACIFIC PRINCE	1.2369%	14.5766%	317	3.3	364	3.9	397
VIKING	1.2115%	14.2773%	311	3.2	357	3.8	389
WESTWARD I	1.0897%	12.8419%	279	2.9	321	3.4	350
<b>TOTALS</b>	<b>8.4855%</b>	<b>100.000%</b>	<b>2,175</b>	<b>22.7</b>	<b>2,498</b>	<b>26.7</b>	<b>2,726</b>

**TABLE 7**

**2018 BSAI Directed Cod and PSC bycatch for Westward Fleet Cooperative**

Vessels	Bairdi (N)	Chinook BSAI (N)	Groundfish other than PCod (MT)	Halibut Mort. (MT)	Herring (MT)
Alaskan Defender	0.0	0.0	0.0	0.0	0.0
Bering Defender	0.0	0.5	0.3	0.0	0.0
Caitlin Ann	0.0	0.0	16.3	4.8	0.0
Viking	0.0	0.0	4.2	0.9	0.0
Westward I	0.0	0.0	14.7	0.1	0.0
Totals	0.0	0.5	35.5	5.9	0.0

Vessels	Other Salmon (N)	Other Tanner (N)	P Cod (MT)	Red King Crab (N)	Total Groundfish (MT)
Alaskan Defender	0.0	0.0	0.1	0.0	0.1
Bering Defender	0.0	0.0	14.8	0.0	15.2
Caitlin Ann	0.0	0.0	328.5	0.0	344.7
Viking	0.0	0.0	221.7	0.0	225.8
Westward I	0.0	0.0	379.0	0.0	393.7
Totals	0.0	0.0	944.1	0.0	979.5

\* Data Provided by Seastate

**TABLE 8**

**2018 Sideboard catch by vessel in the BSAI Cod Fishery**

		Total Catch	Landed Amount	Estimated Discard
Alaskan Defender	Pollock BS - ICA	0.0	0.0	0.0
	Pcod BSAI Trawl C	0.1	0.1	0.0
Bering Defender	Pollock BS - ICA	0.1	0.0	0.0
	Pcod BSAI Trawl B	14.8	14.8	0.1
	Yellowfin BSAI	0.0	0.0	0.0
	Rocksole BSAI	0.0	0.0	0.0
	Arrowtooth BSAI	0.0	0.0	0.0
	Flathead BSAI	0.0	0.0	0.0
	Oflats BSAI	0.0	0.0	0.0
	Skates BSAI	0.1	0.0	0.1
	Sculpins BSAI	0.1	0.0	0.1
	Caitlin Ann	Pollock BS - ICA	7.6	6.5
Pcod BSAI Trawl A		328.5	327.9	0.5
Yellowfin BSAI		0.0	0.0	0.0
Rocksole BSAI		1.3	0.0	1.3
Arrowtooth BSAI		0.9	0.0	0.9
Kamchatka BSAI		0.0	0.0	0.0
Flathead BSAI		1.0	0.0	1.0
Oflats BSAI		0.3	0.0	0.3
AKPlaice BSAI		0.1	0.0	0.1
POP BS		0.0	0.0	0.0
ORockfish BS		0.0	0.0	0.0
Skates BSAI		2.6	0.0	2.6
Octopus BSAI		0.0	0.0	0.0
Sculpins BSAI		2.4	0.0	2.4

Data Provided By Seastate

**TABLE 8**

**2018 Sideboard catch by vessel in the BSAI Cod Fishery**

		Total Catch	Landed Amount	Estimated Discard
Viking	Pollock BS - ICA	0.3	0.1	0.3
	Pcod BSAI Trawl A	221.7	221.3	0.4
	Yellowfin BSAI	0.0	0.0	0.0
	Rocksole BSAI	0.2	0.0	0.2
	Arrowtooth BSAI	0.4	0.0	0.4
	Kamchatka BSAI	0.0	0.0	0.0
	Flathead BSAI	0.2	0.0	0.2
	Oflats BSAI	0.1	0.0	0.1
	AKPlaice BSAI	0.0	0.0	0.0
	POP BS	0.0	0.0	0.0
	ORockfish BS	0.0	0.0	0.0
	Skates BSAI	1.5	0.0	1.5
	Octopus BSAI	0.0	0.0	0.0
	Sculpins BSAI	1.2	0.0	1.2
Westward I	Pollock BS - ICA	5.0	3.8	1.1
	Pcod BSAI Trawl A	379.0	378.4	0.6
	Yellowfin BSAI	0.0	0.0	0.0
	Rocksole BSAI	1.5	0.1	1.3
	Arrowtooth BSAI	1.0	0.0	0.9
	Kamchatka BSAI	0.0	0.0	0.0
	Flathead BSAI	1.1	0.0	1.1
	Oflats BSAI	0.3	0.0	0.3
	AKPlaice BSAI	0.1	0.0	0.1
	POP BS	0.0	0.0	0.0
	ORockfish BS	0.0	0.0	0.0
	Skates BSAI	3.0	0.1	2.9
	Octopus BSAI	0.0	0.0	0.0
	Sculpins BSAI	2.7	0.0	2.7

Data Provided By Seastate

**TABLE 9**

**2018 Sideboard Catch by Vessel in the Bering Sea Pollock Fishery**

		Total Catch	Landed Amount	Estimated Discard
Alaskan Defender	Pcod BSAI Trawl A	19.2	19.2	0.0
	Pcod BSAI Trawl C	6.4	6.4	0.0
	Sablefish BS	8.1	7.1	1.0
	Mackerel BS/541	0.1	0.1	0.0
	Yellowfin BSAI	0.1	0.1	0.0
	Rocksole BSAI	3.1	3.0	0.0
	Turbot BS	0.3	0.3	0.0
	Arrowtooth BSAI	1.0	0.9	0.0
	Kamchatka BSAI	0.0	0.0	0.0
	Flathead BSAI	10.8	10.8	0.0
	Ofiats BSAI	1.4	1.4	0.0
	AKPlaice BSAI	0.0	0.0	0.0
	POP BS	21.8	18.1	3.7
	Northern BSAI	0.3	0.2	0.1
	Rougheye BSAI	0.0	0.0	0.0
	ORockfish BS	0.1	0.0	0.0
	Squid BSAI	95.9	95.0	0.8
	Skates BSAI	3.2	3.2	0.1
	Sharks BSAI	1.9	1.2	0.7
	Sculpins BSAI	0.4	0.4	0.0
Bering Defender	Pcod BSAI Trawl A	31.3	31.3	0.0
	Pcod BSAI Trawl C	11.3	11.3	0.0
	Sablefish BS	5.8	5.0	0.8
	Mackerel BS/541	0.1	0.1	0.0
	Yellowfin BSAI	0.6	0.6	0.0
	Rocksole BSAI	15.4	15.3	0.1
	Turbot BS	0.1	0.1	0.0
	Arrowtooth BSAI	1.6	1.5	0.1
	Flathead BSAI	19.4	19.4	0.0
	Ofiats BSAI	1.1	1.1	0.0
	AKPlaice BSAI	0.0	0.0	0.0
	POP BS	9.7	7.4	2.3
	Northern BSAI	0.1	0.1	0.0
	ORockfish BS	0.3	0.3	0.0
	Squid BSAI	13.2	12.6	0.6
	Skates BSAI	8.3	8.1	0.2
	Octopus BSAI	0.0	0.0	0.0
	Sharks BSAI	0.8	0.3	0.5
	Sculpins BSAI	0.6	0.6	0.0

Data Provided By Seastate

**TABLE 9**

**2018 Sideboard Catch by Vessel in the Bering Sea Pollock Fishery**

		Total Catch	Landed Amount	Estimated Discard
Caitlin Ann	Pcod BSAI Trawl A	20.9	20.9	0.0
	Pcod BSAI Trawl B	16.7	16.7	0.0
	Pcod BSAI Trawl C	14.2	14.2	0.0
	Sablefish BS	5.3	4.8	0.5
	Mackerel BS/541	0.1	0.1	0.0
	Yellowfin BSAI	0.0	0.0	0.0
	Rocksole BSAI	10.0	10.0	0.1
	Turbot BS	0.0	0.0	0.0
	Arrowtooth BSAI	0.9	0.9	0.1
	Flathead BSAI	10.8	10.8	0.0
	Oflats BSAI	1.6	1.6	0.0
	AKPlaice BSAI	0.0	0.0	0.0
	POP BS	7.5	5.7	1.8
	Northern BSAI	0.2	0.2	0.0
	ORockfish BS	0.1	0.1	0.0
	Squid BSAI	6.2	5.7	0.4
	Skates BSAI	11.1	11.0	0.2
	Octopus BSAI	0.0	0.0	0.0
	Sharks BSAI	0.3	0.1	0.2
	Sculpins BSAI	0.2	0.2	0.0
Chelsea K	Pcod BSAI Trawl A	15.7	15.7	0.0
	Pcod BSAI Trawl B	15.8	15.8	0.0
	Pcod BSAI Trawl C	5.4	5.4	0.0
	Sablefish BS	2.7	1.6	1.0
	Mackerel BS/541	0.1	0.1	0.0
	Yellowfin BSAI	0.0	0.0	0.0
	Rocksole BSAI	1.6	1.4	0.2
	Turbot BS	0.3	0.3	0.0
	Arrowtooth BSAI	1.5	1.4	0.2
	Kamchatka BSAI	0.0	0.0	0.0
	Flathead BSAI	9.4	9.4	0.0
	Oflats BSAI	2.3	2.3	0.0
	AKPlaice BSAI	0.0	0.0	0.0
	POP BS	11.4	7.9	3.5
	Northern BSAI	0.1	0.0	0.1
	Rougheye BSAI	0.1	0.1	0.0
	ORockfish BS	0.1	0.1	0.0
	Squid BSAI	28.3	27.5	0.8
	Skates BSAI	0.8	0.5	0.4
	Octopus BSAI	0.0	0.0	0.0
Sharks BSAI	0.8	0.1	0.7	
Sculpins BSAI	0.2	0.2	0.0	

Data Provided By Seastate



**TABLE 9**

**2018 Sideboard Catch by Vessel In the Bering Sea Pollock Fishery**

		Total Catch	Landed Amount	Estimated Discard	
Defender	Pcod BSAI Trawl A	0.0	0.0	0.0	
	Rocksole BSAI	0.0	0.0	0.0	
Nordic Fury	Pcod BSAI Trawl A	3.7	3.7	0.0	
	Pcod BSAI Trawl B	3.0	3.0	0.0	
	Pcod BSAI Trawl C	2.1	2.1	0.0	
	Sablefish BS	0.4	0.2	0.3	
	Mackerel BS/541	0.0	0.0	0.0	
	Yellowfin BSAI	0.0	0.0	0.0	
	Rocksole BSAI	0.9	0.9	0.0	
	Arrowtooth BSAI	0.2	0.2	0.0	
	Flathead BSAI	1.9	1.9	0.0	
	Oflats BSAI	0.1	0.1	0.0	
	AKPlaice BSAI	0.0	0.0	0.0	
	POP BS	3.1	2.1	0.9	
	Northern BSAI	0.0	0.0	0.0	
	ORockfish BS	0.0	0.0	0.0	
	Squid BSAI	2.5	2.3	0.1	
	Skates BSAI	0.4	0.3	0.1	
	Sharks BSAI	0.1	0.1	0.0	
	Sculpins BSAI	0.1	0.1	0.0	
	Pacific Prince	Pcod BSAI Trawl A	35.7	35.7	0.0
		Pcod BSAI Trawl B	17.5	17.5	0.0
Pcod BSAI Trawl C		9.6	9.6	0.0	
Sablefish BS		2.8	1.9	0.9	
Mackerel BS/541		0.1	0.1	0.0	
Yellowfin BSAI		0.0	0.0	0.0	
Rocksole BSAI		4.4	4.2	0.1	
Turbot BS		0.3	0.3	0.0	
Arrowtooth BSAI		1.2	1.1	0.1	
Flathead BSAI		11.8	11.8	0.0	
Oflats BSAI		0.8	0.8	0.0	
AKPlaice BSAI		0.1	0.1	0.0	
POP BS		14.4	11.0	3.4	
Northern BSAI		0.2	0.2	0.0	
Shortraker BSAI		0.0	0.0	0.0	
Rougheye BSAI		0.1	0.1	0.0	
ORockfish BS		0.4	0.4	0.0	
Squid BSAI		49.8	48.9	0.8	
Skates BSAI		3.4	3.1	0.3	
Octopus BSAI		0.0	0.0	0.0	
Sharks BSAI		0.6	0.1	0.5	
Sculpins BSAI		0.2	0.2	0.0	

Data Provided By Seastate

**TABLE 9**

**2018 Sideboard Catch by Vessel in the Bering Sea Pollock Fishery**

		Total Catch	Landed Amount	Estimated Discard
Viking	Pcod BSAI Trawl A	19.5	19.5	0.0
	Pcod BSAI Trawl B	9.6	9.6	0.0
	Pcod BSAI Trawl C	7.3	7.3	0.0
	Sablefish BS	2.6	1.7	0.8
	Mackerel BS/541	0.1	0.1	0.0
	Yellowfin BSAI	0.0	0.0	0.0
	Rocksole BSAI	5.1	4.9	0.1
	Turbot BS	0.1	0.1	0.0
	Arrowtooth BSAI	1.3	1.2	0.1
	Kamchatka BSAI	0.0	0.0	0.0
	Flathead BSAI	12.6	12.6	0.0
	Oflats BSAI	1.6	1.6	0.0
	AKPlaice BSAI	0.0	0.0	0.0
	POP BS	39.0	36.5	2.5
	Northern BSAI	0.5	0.5	0.0
	Shortraker BSAI	0.0	0.0	0.0
	Rougheye BSAI	0.1	0.1	0.0
	ORockfish BS	0.3	0.3	0.0
	Squid BSAI	28.2	27.5	0.7
	Skates BSAI	2.8	2.6	0.2
	Octopus BSAI	0.0	0.0	0.0
	Sharks BSAI	1.1	0.6	0.5
	Sculpins BSAI	0.2	0.2	0.0
Westward One	Pcod BSAI Trawl A	27.0	27.0	0.0
	Pcod BSAI Trawl B	14.7	14.5	0.2
	Pcod BSAI Trawl C	7.7	7.7	0.0
	Sablefish BS	9.1	8.4	0.6
	Mackerel BS/541	32.9	32.7	0.3
	Yellowfin BSAI	0.0	0.0	0.0
	Rocksole BSAI	4.1	4.1	0.1
	Turbot BS	0.0	0.0	0.0
	Arrowtooth BSAI	1.1	1.1	0.1
	Flathead BSAI	15.0	15.0	0.0
	Oflats BSAI	0.7	0.7	0.0
	AKPlaice BSAI	0.1	0.1	0.0
	POP BS	26.5	24.6	1.9
	Northern BSAI	1.6	1.6	0.1
	Shortraker BSAI	0.6	0.6	0.0
	Rougheye BSAI	0.4	0.4	0.0
	ORockfish BS	0.1	0.1	0.0
	Squid BSAI	13.1	12.6	0.5
	Skates BSAI	6.8	6.7	0.1
	Sharks BSAI	0.6	0.2	0.4
	Sculpins BSAI	0.2	0.2	0.0

Data Provided By Seastate

**TABLE 10**

BSAI Sideboard Limits and Catch for 2018

	2018 AFA Catcher Vessel Sideboard Limits	Westward Fleet Cooperative Sideboard Limit	Transfers out - Inn +	Final Limit	Catch	Balance Over - Under +
Pacific Cod BSAI	36,086	2,726	-631	2,095	1,258	837
Sablefish BS	56	N/A		N/A	6	N/A
Sablefish AI	27	N/A		N/A		N/A
Atka Mackerel Eastern AI/BS	104	N/A		N/A	33	N/A
Atka Mackerel Central AI/BS	2	N/A		N/A	0	N/A
Atka Mackerel Western AI/BS	0	N/A		N/A	0	N/A
Rock Sole BSAI	1,434	N/A		N/A	48	N/A
Greenland Turbot BS	281	N/A		N/A	1	N/A
Greenland Turbot AI	3	N/A		N/A	0	N/A
Arrowtooth BSAI	799	N/A		N/A	11	N/A
Kamchatka Flounder BSAI	293	N/A		N/A	0	N/A
Alaska Plaice BSAI	604	N/A		N/A	0	N/A
Other Flatfish BSAI	150	N/A		N/A	8	N/A
Flathead Sole BS	654	N/A		N/A	94	N/A
Pacific Ocean Perch BS	1,008	N/A		N/A	133	N/A
Pacific Ocean Perch Eastern AI	62	N/A		N/A	0	N/A
Pacific Ocean Perch Central AI	17	N/A		N/A	0	N/A
Pacific Ocean Perch Western AI	0	N/A		N/A	0	N/A
Northern Rockfish BSAI	44	N/A		N/A	3	N/A
Shortraker Rockfish BSAI	1	N/A		N/A	1	N/A
Rougheye Rockfish EBS/EAI	0	N/A		N/A	1	N/A
Rougheye Rockfish CAI/WAI	1	N/A		N/A	0	N/A
Other Rockfish BS	1	N/A		N/A	1	N/A
Other Rockfish AI	5	N/A		N/A	0	N/A
Skates BSAI	1,242	N/A		N/A	44	N/A
Sculpins BSAI	230	N/A		N/A	9	N/A
Sharks BSAI	10	N/A		N/A	6	N/A
Squids BSAI	390	N/A		N/A	236	N/A
Octopuses BSAI	14	N/A		N/A	0	N/A

\* Sideboard amounts come from table 23 - Final 2018 and 2019 AFA Catcher Vessel BSAI Groundfish Sideboard Limits

\* Catch totals are from Seastate and include both the total landed amount and estimated discards

\* Catch includes catch and bycatch in the BS Cod fishery as well as bycatch in the BSAI Pollock fishery

\* Catch is rounded to the nearest metric ton

TABLE 11

Westward Fleet Cooperative GOA Sideboard Limits and transfers

Species	Area	2018 AFA Catcher Vessel Sideboard Limits	Westward Fleet Cooperative Sideboard Limit	Transfers out - Inn +	Final Allocation	Catch	Balance Over - Under +
Pollock	610 A	796	161			0	161
	620 A	3,188	329	(329)		0	0
	630 A	1,830	76	(76)		0	0
	610 B	796	161			0	161
	620 B	3,752	387	(387)		0	0
	620 B	848	35	(35)		0	0
	610 C	8,331	1,686			0	1,686
	620 C	1,169	121	(121)		0	0
	630 C	2,812	116	(116)		0	0
	610 D	8,331	1,686			0	1,686
	620 D	1,169	121	(121)		0	0
	630 D	2,812	116	(116)		0	0
	640 Annual	2,388	N/A		N/A	0	N/A
	650 Annual	3,066	N/A		N/A	0	N/A
Pacific Cod	Western A	452	33			0	0
	Central A	253	26	(26)	0	0	0
	Eastern Inn	10	N/A		0	0	N/A
Pacific Cod	Western B	301	22			0	22
	Central B	169	17	(17)		0	0
	Eastern Off	1	N/A			0	N/A
Sablefish	W	0	N/A		N/A	0	N/A
	C	66	N/A		N/A	0	N/A
	E	10	N/A		N/A	0	N/A
Flatfish Shallow	W	207	6		6	0	6
	C	1,486	2		2	0	2
	E	53	0		0	0	0
Flatfish Deep	W	0	0		0	0	0
	C	220	12		12	0	12
	E	71	0		0	0	0
Rex Sole	W	2	0		0	0	0
	C	336	19		19	0	19
	E	10	0		0	0	0
Arrowtooth Flounder	W	30	0		0	0	0
	C	1,344	76	(76.0)		0	0
	E	3	0		0	0	0
Flathead Sole	W	328	0		0	0	0
	C	2	19		19	0	19
	E	8	0		0	0	0

**TABLE 11**

Westward Fleet Cooperative GOA Sideboard Limits and transfers

Species	Area	2018 AFA Catcher Vessel Sideboard Limits	Westward Fleet Cooperative Sideboard Limit	Transfers out - Inn +	Final Allocation	Catch	Balance Over - Under +
Pacific Ocean Perch	W	8	N/A		N/A	0	N/A
	C	1,504	N/A		N/A	0	N/A
	E	271	N/A		N/A	0	N/A
Northern Rockfish	W	0	N/A		N/A	0	N/A
	C	90	N/A		N/A	0	N/A
Shortraker Rockfish	W	0	N/A		N/A	0	N/A
	C	7	N/A		N/A	0	N/A
	E	6	N/A		N/A	0	N/A
Dusky Rockfish	W	0	N/A		N/A	0	N/A
	C	0	N/A		N/A	0	N/A
	E	2	N/A		N/A	0	N/A
Rougheye Rockfish	W	0	N/A		N/A	0	N/A
	C	13	N/A		N/A	0	N/A
	E	9	N/A		N/A	0	N/A
Demersal Rockfish	Seo	1	N/A		N/A	0	N/A
Thornyhead Rockfish	W	10	N/A		N/A	0	N/A
	C	26	N/A		N/A	0	N/A
	E	22	N/A		N/A	0	N/A
Other Rockfish	C	295	N/A		N/A	0	N/A
	E	0	N/A		N/A	0	N/A
Atka Mackerel	Gulf Wide	93	N/A		N/A	0	N/A
Big Scates	W	3	N/A		N/A	0	N/A
	C	11	N/A		N/A	0	N/A
	E	4	N/A		N/A	0	N/A
Longnose Scates	W	1	N/A		N/A	0	N/A
	C	18	N/A		N/A	0	N/A
	E	4	N/A		N/A	0	N/A
Other Scates	Gulf Wide	9	N/A		N/A	0	N/A
Sculpins	Gulf Wide	33	N/A		N/A	0	N/A
Sharks	Gulf Wide	28	N/A		N/A	0	N/A
Squids	Gulf Wide	7	N/A		N/A	0	N/A
Octopuses	Gulf Wide	6	N/A		N/A	0	N/A

Westward Fleet Cooperative Vessels qualified to fish Crab had 0 Harvest for 2018

Defender	0
Bering Defender	0

AGREEMENT TO PROCESS  
(2018)

THIS AGREEMENT TO PROCESS is entered into as of November 20, 2017, by WESTWARD SEAFOODS, INC., an Alaska corporation ("Westward"), with reference to the following facts:

A. The American Fisheries Act (the "AFA") authorizes the Secretary of Commerce to reserve portions of the Bering Sea/Aleutian Islands ("BS/AI") pollock inshore directed fishing allowance for harvesting by members of qualifying fishery cooperatives.

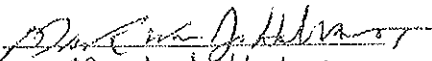
B. Under the AFA, a contract implementing a qualifying fishery cooperative must specify that (i) other than as permitted under Section 210(b)(6) of the AFA, the cooperative's catcher vessels will deliver pollock in the BS/AI directed pollock fishery only to the processor to which such vessels delivered more pollock than to any other AFA inshore processor in the last year in which the vessels engaged in directed fishing for pollock in the BS/AI for delivery to the inshore sector, and (ii) such processor has agreed to process such pollock.

C. The owners of eighty percent (80%) of the catcher vessels that delivered more pollock to the Westward plant in Dutch Harbor, Alaska (the "Plant") than any other processor in the last year in which the vessels engaged in directed fishing for pollock for delivery to the inshore sector have agreed, subject to the provisions of Section 210(b)(6) of the AFA and related provisions in the Westward Fleet Cooperative (the "Cooperative") Membership Agreement, to deliver pollock from the inshore BS/AI directed pollock fishery only to the Plant.

D. Westward is willing to agree to process the BS/AI directed pollock fishery harvest of the Cooperative's members' vessels, to enable the Cooperative to obtain an allocation of BS/AI pollock under Section 210 of the AFA.

NOW, THEREFORE, Westward hereby agrees to purchase and process pollock harvested in the BS/AI directed pollock fishery by the Cooperative's members' catcher vessels, on terms and conditions to be agreed upon by and between Westward and such vessels' owners. Westward hereby acknowledges and agrees that, pursuant to Section 210(b)(6) of the AFA, such vessels may deliver up to ten percent (10%) of the Cooperative's BS/AI pollock allocation to qualified shoreside processors other than Westward.

WESTWARD SEAFOODS, INC.

By   
Name Mack J. Habasa  
Title President

WESTWARD FLEET COOPERATIVE

MEMBERSHIP AGREEMENT

2018 ADDENDUM

Each of the undersigned hereby acknowledges and agrees that the terms and conditions of the Amended and Restated Membership Agreement dated November 22, 2016 (collectively, the "Membership Agreement"), which amends and restates that certain Westward Fleet Cooperative Membership Agreement dated as of December 23, 1999, is in full force and effect, and binds the undersigned for the year 2018, and that the Exhibit A attached hereto replaces in its entirety the existing Exhibit A to the Membership Agreement.


Each of the undersigned hereby certifies that each of its member vessels as identified on the attached Exhibit A: (i) is a "qualified catcher vessel" within the meaning of 50 CFR 679.4(6)(ii)(D); (ii) delivered more pollock to Westward Seafoods, Inc. than to any other AFA inshore processor or stationary floating processor in the last year in which the vessel engaged in directed fishing for pollock in the BSAI for delivery to the inshore sector; (iii) is otherwise eligible to fish for groundfish in the BSAI; (iv) has an AFA catcher vessel permit with an inshore endorsement; (v) has no permit sanctions or other type of sanctions against it that would prevent it from fishing for groundfish in the BSAI; and (vi) is named on a valid LLP permit authorizing the vessel to engage in trawling for pollock in the BSAI.

Each of the undersigned further certifies that (a) at least 80 percent of the owners of the qualified catcher vessels are parties to the Membership Agreement; and (b) that the Membership Agreement requires that the Cooperative deliver at least 90% of its BSAI Pollock catch to its designated AFA processor.


The cooperative's designated representative within the meaning of 50 CFR 679.61(c) is Marcus Alden. The cooperative's registered agent for service of process is Mundt MacGregor L.L.P., 271 Wyatt Way NE, Suite 106, Bainbridge Island, Washington 98110-2873.

Dated effective as of November 20, 2017.

DONA MARTHA LLC

By:   
Name: Robert Desjardet  
Title: Mgr. Member

OCEAN DYNASTY LIMITED  
PARTNERSHIP

By:   
Name: Marcus Alden  
Title: ONG Manager



PACIFIC KNIGHT LLC

By: [Signature]  
Name: MARCUS ALDEN  
Title: ENG MANAGER

WESTWARD LIMITED PARTNERSHIP

By: [Signature]  
Name: MARCUS ALDEN  
Title: ENG MANAGER

VIKING LIMITED PARTNERSHIP

By: [Signature]  
Name: MARCUS ALDEN  
Title: ENG MANAGER

ALASKAN COMMAND L.L.C.

By: [Signature]  
Name: MARCUS ALDEN  
Title: ENG MANAGER

WESTWARD FLEET COOPERATIVE

By: [Signature]  
Name: MARCUS ALDEN  
Title: COOP EXECUTIVE DIRECTOR