

ANNUAL REPORT OF THE
UNISEA FLEET COOPERATIVE
YEAR 2017

PREPARED FOR:

NORTH PACIFIC FISHERY MANAGEMENT COUNCIL

MARCH 19, 2018

PREPARED BY:

NATURAL RESOURCES CONSULTANTS, INC.
SEATTLE, WASHINGTON

POINT OF CONTACT:

SCOTT GOODMAN (206) 285-3480

**ANNUAL REPORT OF THE
UNISEA FLEET COOPERATIVE
YEAR 2017**

**Presented to the
North Pacific Fishery Management Council
MARCH 19, 2018**

TABLE OF CONTENTS

	Page
INTRODUCTION	1
UNISEA FLEET MEMBER VESSELS AND CO-OP MANAGEMENT.....	1
UFC BERING SEA POLLOCK ALLOCATION TRANSFERS AND CATCH	3
SIDEBOARD LIMITATIONS, ALLOCATIONS AND CATCHES.....	5
DIRECTED BERING SEA COD AND GULF POLLOCK FISHERY	5
DIRECTED CRAB FISHING	6
UFC PROHIBITED SPECIES AND TOTAL GROUND FISH CATCH TOTALS.....	6
UFC MONITORING AND ENFORCEMENT	6
EXHIBITS 1-13.....	8-20
ATTACHMENT 1	

LIST OF EXHIBITS

	Page
Exhibit 1. Schematic of UniSea Fleet Cooperative Operations, 2017.....	8
Exhibit 2. Percent distribution of 2017 Bering Sea “inshore pollock allocation” between the seven inshore AFA pollock cooperatives.	9
Exhibit 3. UniSea Fleet Cooperative member vessel initial pollock allocations expressed as a percentage of the co-op total, as a percentage of the Bering Sea directed inshore pollock fishery, and in metric tons for 2017.....	10
Exhibit 4. UniSea Fleet Cooperative member vessel final Bering Sea directed pollock allocations for 2017 after co-op transfers.....	11
Exhibit 5. Comparison of UniSea Fleet Cooperative member vessels directed Bering Sea pollock catches with final allocations, 2017.	12
Exhibit 6. Directed pollock catch, bycatch of other groundfish and PSC's in the directed pollock fishery for the UniSea Fleet Cooperative member vessels, 2017.	13
Exhibit 7. BSAI sideboard limits and aggregate catch for the UniSea Fleet Cooperative member vessels, 2017.....	14
Exhibit 8. GOA sideboard limits and aggregate catch for the UniSea Fleet Cooperative member vessels, 2017.....	15
Exhibit 9. Comparison of UniSea Fleet Cooperative member vessels directed Bering Sea Pacific cod catches with final allocations, 2017.	16
Exhibit 10. Directed Pacific cod fishing catch and bycatch for the UniSea Fleet Cooperative member vessels, 2017.	17
Exhibit 11. Transfers of UniSea Fleet Cooperative Gulf of Alaska pollock sideboard limits to other catcher vessel co-ops, 2017.....	18
Exhibit 12. UniSea Fleet Cooperative vessel-by-vessel prohibited species catch, 2017.....	19
Exhibit 13. UniSea Fleet Cooperative vessel-by-vessel sideboard species catch (landed and discarded), 2017.	20

**ANNUAL REPORT OF THE
UNISEA FLEET COOPERATIVE
YEAR 2017**

**Presented to the
North Pacific Fishery Management Council
MARCH 19, 2018**

INTRODUCTION

UniSea Fleet Cooperative (UFC) is pleased to submit this document and results of their 2017 Bering Sea fishery to the North Pacific Fishery Management Council (NPFMC) in compliance with annual reporting requirements of the 1998 American Fisheries Act (AFA).

The 2017 fishing season was the seventeenth year of UFC operations under the AFA. The UniSea fleet was managed and operated during 2017 following the successful model established during the preceding 2000-2016 fisheries-- basically without change. This document format and 13 exhibits herein reporting UFC co-op members, management, allocations, catches, sideboard limits, prohibited species catches and enforcement is also consistent with UFC's earlier years reporting to the NPFMC. We believe this reporting format and detail is both in keeping with AFA reporting requirements and provides easy comparison to the prior year results.

UNISEA FLEET MEMBER VESSELS AND CO-OP MANAGEMENT

There were no membership changes in the co-op in 2017 compared to 2016. Seven individual members of the UFC representing 13 catcher vessels signed their Co-op Membership Agreement, which enabled them to operate under the laws of the AFA in a fishing cooperative delivering pollock to UniSea Inc. during the 2017 fishing season (Attachment 1, UniSea Fleet Cooperative Membership Agreement for 2017 dated 11/14/16, and Pollock Harvest Schedule). The F/V

Mar Gun and the 57' F/V *Morning Star* did not fish in the Bering Sea in 2017.
The 2017 member vessels and their owners are listed below:

Margaret Hall, General Manager, Rondy's, Inc.

- F/V *Alsa* 124 ft LOA
- F/V *Argosy* 124 ft LOA

Jeff Hendricks, Manager, Auriga/Aurora General Partnership

- F/V *Auriga* 193 ft LOA
- F/V *Aurora* 193 ft LOA

Robert Desautel, Managing Member, Dona Martita, LLC

- F/V *Defender* 195 ft LOA

Chris Swasand, F/V *Nordic Star* LLC

- F/V *Nordic Star* 123 ft LOA

Gunnar Ildhuso, Jr., Margun Enterprises, LLC

- F/V *Mar-Gun* 112 ft LOA

Fred Yeck, President, FY Fisheries, Inc.

- F/V *Sea Dawn* 124 ft LOA

Rick Mezich, President, F/V *Starfish*, LLC.

- F/V *Starfish* 123 ft LOA

Rick Mezich, President, *Starlite* Fisheries, LLC.

- F/V *Starlite* 123 ft LOA

Rick Mezich, President, *Starward* Fisheries, LLC.

- F/V *Starward* 123 ft LOA

Rick Mezich, President, Fierce Allegiance, LLC.

- F/V *Fierce Allegiance* 167 ft LOA

Rick Mezich, President, F/V Morning Star, LLC.

- F/V *Morning Star* 57 ft Reg. Length

Co-op management and administration continued during 2017 and remained basically unchanged from management and administration of the prior co-op years (Exhibit 1). Mr. Jeff Hendricks continued to serve as the President of UFC and Mr. Todd Shoup served as the UFC Production Director. Coordination of information on allocations, transfers, pollock catches, sideboard catches and prohibited species catches between the UniSea plant in Dutch Harbor, the member vessels, Sea State, the Inter Co-op Manager and the National Marine Fisheries Service all continued during 2017 as established in year 2000 and as conducted in 2001-2016.

UFC BERING SEA POLLOCK ALLOCATION TRANSFERS AND CATCH

UFC 2017 pollock allocation represented 9.555% of the total Bering Sea final directed pollock allocation and 22.094% of the inshore sector allocation. Exhibit 2 shows the distribution of final 2017 pollock allocations between the seven inshore pollock cooperatives. UFC's allocation of 22.094% of the inshore sector allocation ranked UFC as the second largest inshore co-op. In 2017, UFC's 13 member vessels received a final AFA Bering Sea pollock allocation that totaled 130,574.435 mt (Exhibit 3). Each of the 13 UFC vessel's final pollock allocations are identified in Exhibit 3 showing their respective tonnage and each vessel's percentage of the UFC total allocation.

Exhibit 4 reports the final 2017 Bering Sea pollock allocations for each of the remaining and active 11 vessels in the UniSea fleet during the 2017 season after in-season transfers of pollock allocations between member vessels. Two member vessels (*Mar Gun* and the *Morning Star*) transferred all or nearly all of their 2017 pollock quota to other UFC member vessels.

Exhibit 5 provides UFC Bering Sea pollock catches that occurred during the 2017 season relative to final allocations after all co-op transfers. The UFC directed Bering Sea pollock catch totaled 130,566.620 mt, which was 7.815 mt less than the final allocation. This catch equated to 99.9% utilization of the final 2017 Bering Sea pollock allocation.

The AFA cooperative agreements require that co-op member vessels deliver at least 90% of the co-op's Bering Sea pollock catch to their cooperative processor. During 2017, UFC member vessels delivered 127,858.038 mt of their 130,566.620 mt total deliveries to their affiliated plant at UniSea. The UniSea deliveries represented 97.93% of all directed pollock deliveries by UFC member vessels, in keeping with AFA requirements. No pollock caught during UFC operations in 2017 was landed outside of Alaska.

Bycatch of other groundfish, herring, halibut, crab and salmon from the directed Bering Sea pollock fishery is detailed by member vessel in Exhibit 6. Pollock represented 99.44 % of the total catch of pollock plus all other groundfish in the directed pollock fishery.

Vessel-level detail of salmon bycatch in the directed Bering Sea pollock fishery is reported for UFC in 2017 to meet current reporting requirements under Amendment 110. Specifically, Exhibit 6 summarizes the seasonal (A and B) catches of Chinook and chum salmon (other salmon). The reporting requirements for the number of appearances of each vessel on the lists of highest 20 vessel's salmon bycatch ("dirty 20" lists) by season for non-Chinook salmon are not provided in this UFC report as in prior recent years because there are no longer industry "dirty 20" lists. Salmon bycatch measures were in effect under Amendment 110 which was implemented to improve the management of Chinook and chum salmon bycatch in the Bering Sea pollock fishery by creating a comprehensive salmon bycatch avoidance program, and UFC salmon bycatch was covered under the inshore Salmon Savings Incentive Plan Agreement (SSIP).

SIDEBOARD LIMITATIONS, ALLOCATIONS AND CATCHES

The laws of the AFA place limits on AFA qualified catcher vessels whereby their harvest of groundfish other than Bering Sea pollock is limited to historic levels. Halibut bycatch (PSC) is also limited through the co-op sideboard allocations. By AFA definition, all catch of groundfish sideboard species made by non-exempt AFA catcher vessels, whether as targeted catch or incidental catch, are to be deducted from the sideboard limits. These are reported in the final harvest specifications and are intended to be a cap on all catches of these species.

Initial BSAI sideboard limits for all AFA CV cooperatives totaled 47,200 mt for all sideboard species. Of this total, only BSAI Pacific cod was allocated further to AFA co-ops and the allocation to UFC vessels totaled 4,107 mt. After an inter-coop transfer of 45.36 mt, the final sideboard limit for UFC cod was 4,153 mt. A total of 3,187 mt of BSAI sideboard species (including 2,986 mt of cod) were caught by UFC vessels and 1,167 mt of UFC allocated sideboards (cod only) were left unharvested (Exhibit 7). Aggregate differences between catch and sideboard limits for all AFA CV cooperatives will be reported in the Inter-coop Report.

Initial GOA sideboard limits for all AFA CV cooperatives totaled 66,224 mt for all sideboard species. Only pollock and Pacific cod in GOA sideboard limits were allocated further to AFA co-ops and UFC allocation to vessels totaled 5,401 mt (Exhibit 8). UFC member vessels did not conduct fisheries for pollock or for other species of groundfish in the GOA management region and all GOA sideboard limits were left unharvested.

DIRECTED BERING SEA COD AND GULF POLLOCK FISHERY

UFC member vessels conducted a small directed Bering Sea cod fishery within sideboard limits (4,153 mt) and under sideboard allocation (3,765 mt) during 2017. This fishery was conducted by four member vessels and yielded a harvest

of 2,556 mt (Exhibit 9). UFC member vessels did not conduct a directed fishery for Gulf of Alaska pollock, and they did not conduct directed fisheries for yellowfin sole or rock sole.

Bycatch of other groundfish, halibut, herring, crab and salmon in the UFC directed Bering Sea cod fishery is detailed in Exhibit 10. Cod comprised 95.9% of the total groundfish catch in UFC's directed Bering Sea cod fishery.

As earlier noted, UFC member vessels did not fish Gulf of Alaska pollock in 2017 and there were no transfers of UFC GOA sideboard pollock allocation (Exhibit 11).

DIRECTED CRAB FISHING

Amendments 18 and 19 to the Fishery Management Plan for BSAI king and Tanner crab (70FR 10174 – March 2005), commonly referred to as the BSAI Crab Rationalization Program, have eliminated the prior AFA crab harvesting reporting requirements by AFA pollock vessels. One UFC co-op vessel (F/V *Fierce Allegiance*) fished BSAI crab and made landings of approximately 88,000 lbs of Bristol Bay red king crab and approximately 493,000 lbs of opilio.

UFC PROHIBITED SPECIES AND ALL GROUND FISH CATCH TOTALS

UFC member vessel total prohibited species catches of halibut, herring, Bristol Bay red king crab, *bairdi* Tanner crab, other Tanner crab, chinook salmon and other salmon from all directed Bering Sea pollock and cod fisheries are provided in Exhibit 12. UFC member vessels' total catch (landings and discards) for all BSAI sideboard species by area and vessel is shown in Exhibit 13.

UFC MONITORING AND ENFORCEMENT

All UFC directed Bering Sea pollock and cod catches, as well as sideboard catches and the halibut PSC were successfully managed and did not exceed

allocations. The co-op was accordingly not required to take any enforcement actions.

Exhibit 1. Schematic of UniSea Fleet Cooperative Operations, 2017.

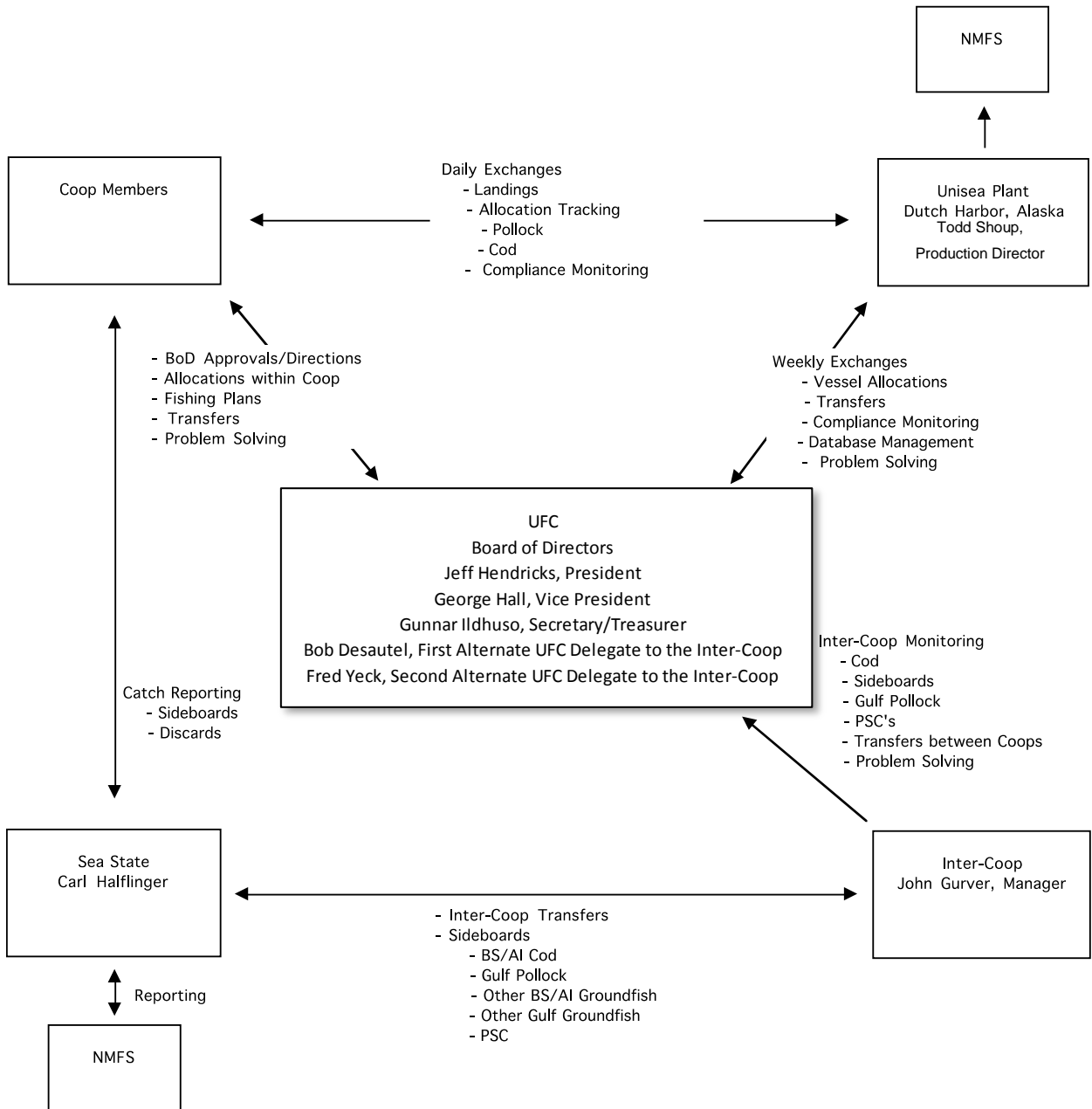


Exhibit 2. Percent distribution of 2017 Bering Sea "inshore pollock allocation" between the seven inshore AFA pollock cooperatives.

Bering Sea Inshore Pollock Co-op 2017 Allocation

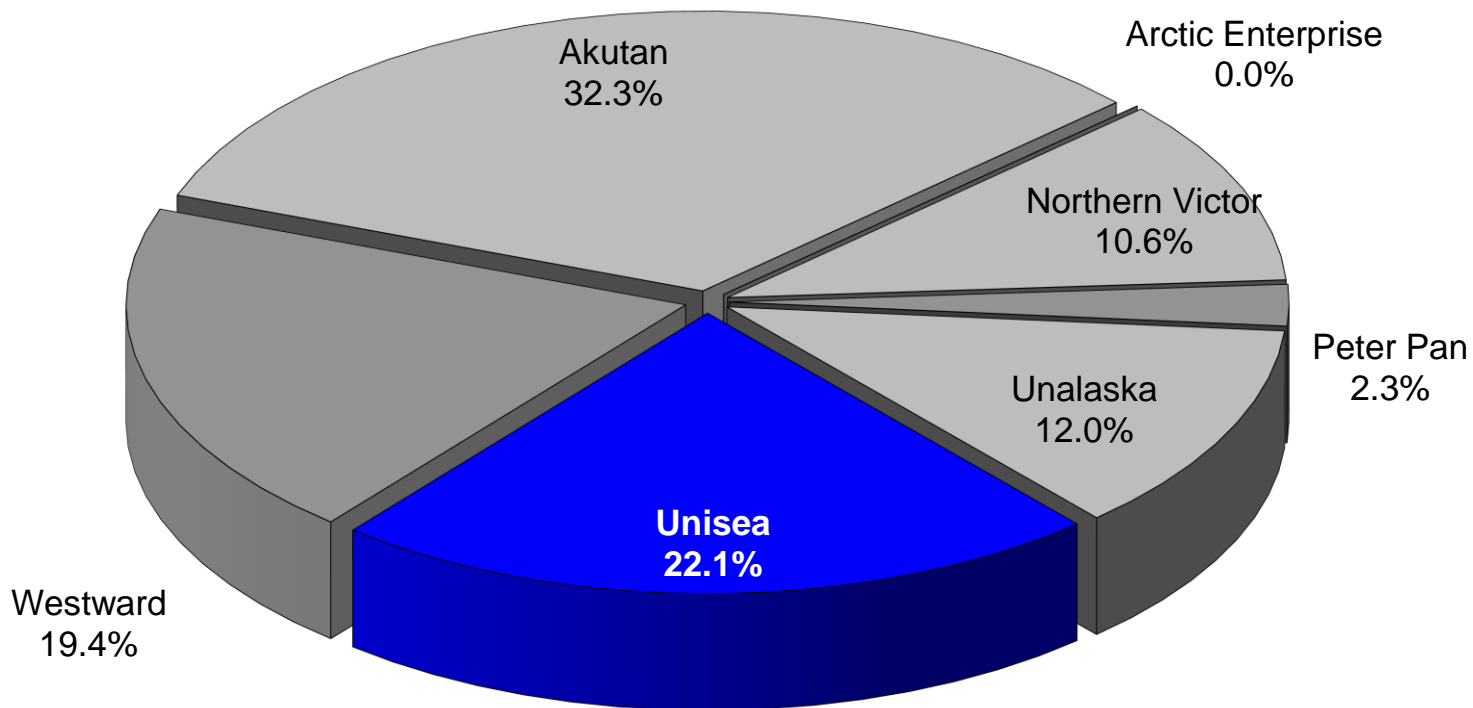


Exhibit 3. UniSea Fleet Cooperative member vessel initial pollock allocations expressed as a percentage of the co-op total, as a percentage of the Bering Sea directed inshore pollock fishery, and in metric tons for 2017.

Boat	% Co-op Allocation*	Pollock Allocations % Directed Inshore Pollock Fishery	Annual Allocation (MT)
Alea	8.126%	1.795%	10,610.990
Argosy	7.977%	1.763%	10,416.435
Auriga	15.135%	3.344%	19,762.029
Aurora	15.139%	3.345%	19,767.383
Defender	15.761%	3.482%	20,579.555
Fierce Allegiance	4.244%	0.938%	5,541.704
MarGun	0.472%	0.104%	616.441
Nordic Star	6.272%	1.386%	8,189.751
Starfish	6.841%	1.511%	8,932.196
Starlite	5.545%	1.225%	7,240.867
Starward	5.708%	1.261%	7,453.051
Seadawn	6.385%	1.411%	8,337.692
Morning Star (57')	2.394%	0.529%	3,126.341
UFC Total	100.000%	22.094%	130,574.435

* Some totals are rounded. Allocations from updated, signed Unisea harvest schedules.

Exhibit 4. UniSea Fleet Cooperative member vessel final Bering Sea directed pollock allocations for 2017 after co-op transfers.

Boat	Initial Pollock Allocation (MT)	Within Co-op Net Transfer In & Out (MT)	Final Pollock Allocation (MT)
Alsea	10,610.990	-175.820	10,435.170
Argosy	10,416.435	+706.944	11,123.379
Auriga	19,762.029	-396.848	19,365.181
Aurora	19,767.383	+301.120	20,068.503
Defender	20,579.555	+227.977	20,807.532
Fierce Allegiance	5,541.704	+3,068.277	8,609.981
MarGun	616.441	-616.299	0.142
Nordic Star	8,189.751	-36.407	8,153.344
Starfish	8,932.196	-35.422	8,896.774
Starlite	7,240.867	-93.229	7,147.638
Starward	7,453.051	+148.675	7,601.726
Seadawn	8,337.692	+26.844	8,364.536
Morning Star (57')	3,126.341	-3,125.812	0.529
UFC Total	130,574.435	0.000	130,574.435

Exhibit 5. Comparison of UniSea Fleet Cooperative member vessels directed Bering Sea pollock catches with final allocations, 2017.

Boat	Final Pollock Allocation (MT)	Directed Bering Sea Pollock Catch by Vessel (MT)	Difference Over (+) Under (-)
Alsea	10,435.170	10,433.240	-1.930
Argosy	11,123.379	11,121.500	-1.879
Auriga	19,365.181	19,361.710	-3.471
Aurora	20,068.503	20,064.990	-3.513
Defender*	20,807.532	20,819.410 *	+11.878
Fierce Allegiance	8,609.981	8,608.980	-1.001
MarGun	0.142	0.000	-0.142
Nordic Star	8,153.344	8,151.850	-1.494
Starfish	8,896.774	8,895.230	-1.544
Starlite	7,147.638	7,146.310	-1.328
Starward	7,601.726	7,600.340	-1.386
Seadawn	8,364.536	8,363.060	-1.476
Morning Star (57')	0.529	0.000	-0.529
UFC Total	130,574.435	130,566.620	-7.815

Pollock catch totals are from Seastate.

* Directed catch includes Amendment 69 contractual fishing amounts as reported by the Co-op where F/V Defender's allocation was delivered by three non-UFC vessels (F/Vs Bering Defender, Chelsea K, and Defender-GS)

Exhibit 6. Directed pollock catch, bycatch of other groundfish and PSC's in the directed pollock fishery for the UniSea Fleet Cooperative member vessels, 2017.

Boat	Directed Bering Sea Pollock Catch (MT)	Other Groundfish Catch (MT)	Halibut Mortality (MT)	Herring Catch (MT)	Red King Crab (#)	<i>bairdi</i> Tanner Crab (#)	Other Tanner Crab (#)	A Season		B Season	
								Chinook Salmon (#)	Other Salmon (#)	Chinook Salmon (#)	Other Salmon (#)
Alsea	10,433.240	77.26	0	4	0	0	0	192	1	32	2,631
Argosy	11,121.500	63.81	0	32	0	0	0	250	2	81	2,345
Auriga	19,361.710	110.08	0	1	0	0	0	345	3	58	5,147
Aurora	20,064.990	107.28	0	23	0	0	0	357	9	68	2,434
Defender*	20,819.410	95.81	0	5	0	0	0	526	17	281	9,993
Fierce Allegiance	8,608.980	49.12	0	4	0	0	0	75	1	71	8,583
MarGun	0.000	0.00	0	0	0	0	0	0	0	0	0
Nordic Star	8,151.850	44.61	0	1	0	0	0	177	3	71	2,807
Starfish	8,895.230	46.05	0	2	0	0	0	229	3	144	4,095
Starlite	7,146.310	33.09	0	1	0	0	0	188	1	101	3,352
Starward	7,600.340	40.72	0	0	0	0	0	150	3	164	3,025
Seadawn	8,363.060	62.05	0	2	0	0	0	139	0	125	2,953
Morning Star (57')	0.000	0.00	0	0	0	0	0	0	0	0	0
UFC Total	130,566.620	729.89	0	76	0	0	0	2,628	43	1,196	47,365

Directed pollock catch totals, PSCs and Other Groundfish are from Seastate.

* Catches from Amendment 69 contractual fishing by three nonUFC vessels are included in F/V Defender vessel totals.

Exhibit 7. BSAI sideboard limits and aggregate catch for the UniSea Fleet Cooperative member vessels, 2017.

BSAI Sideboard Species Limits from 2017 Final Specs Table 23 Area/Species/Season	Total AFA CV Sideboard Limit (mt)	Initial UFC** Sideboard Limit (mt)	Inter-Co-op Sideboard Transfer (mt)	Final Sideboard Limit (mt)***	UFC Co-op Catch (mt)	Difference Over "+" (mt) Under "-" (mt)
BSAI Pacific cod	40,674	4,107	45	4,153	2,986	-1,167
BS Sablefish	49	NA	NA	NA	2	NA
AI Sablefish	24	NA	NA	NA	0	NA
Eastern BSAI Atka mackerel	98	NA	NA	NA	0	NA
Central AI Atka mackerel	2	NA	NA	NA	0	NA
Western AI Atka mackerel	0	NA	NA	NA	0	NA
BSAI rock sole	1,434	NA	NA	NA	56	NA
BS Greenland turbot	240	NA	NA	NA	0	NA
AI Greenland turbot	2	NA	NA	NA	0	NA
BSAI arrowtooth flounder	821	NA	NA	NA	7	NA
BSAI Kamchatka flounder	293	NA	NA	NA	0	NA
BSAI Alaska plaice	487	NA	NA	NA	0	NA
BSAI other flatfish	94	NA	NA	NA	6	NA
BSAI flathead sole	65	NA	NA	NA	53	NA
BS Pacific ocean perch	935	NA	NA	NA	58	NA
Eastern AI Pacific ocean perch	54	NA	NA	NA	0	NA
Central AI Pacific ocean perch	16	NA	NA	NA	0	NA
Western AI Pacific ocean perch	0	NA	NA	NA	0	NA
BSAI northern rockfish	36	NA	NA	NA	0	NA
BSAI shortraker rockfish	0	NA	NA	NA	0	NA
EBS/EAI rougheye rockfish	0	NA	NA	NA	0	NA
CAI/WAI rougheye rockfish	0	NA	NA	NA	0	NA
BS other rockfish	2	NA	NA	NA	1	NA
AI other rockfish	5	NA	NA	NA	0	NA
BSAI skates	1,196	NA	NA	NA	0	NA
BSAI sculpins	207	NA	NA	NA	0	NA
BSAI sharks	7	NA	NA	NA	0	NA
BSAI squid	437	NA	NA	NA	19	NA
BSAI octopuses	22	NA	NA	NA	0	NA
Co-op All Species Sideboard Total	47,200	NA	45	NA	3,187	-1,167
PSC limited halibut for Bering Sea						
Directed cod fishery ----->		34				

Note: Some totals are rounded. Catch totals are from Seastate data

Yellowfin sole exempted as sideboard species by 679.64(b)(6).

* UFC sideboard allocations are made from total AFA CV sideboard limit when a directed fishery may occur - for 2017 this was for Pacific cod only as directed fishing is prohibited (see Table 23, 82FR11826) for all BSAI sideboard species except Pacific cod and yellowfin sole (see note* above).

** Final sideboard limit totals may also include amounts withheld for bycatch requirements.

Exhibit 8. GOA sideboard limits and aggregate catch for the UniSea Fleet Cooperative member vessels, 2017.

GOA Sideboard Species Limits from 2017 Final Specs Table 18*	Total AFA CV Sideboard Limit (mt)	Initial UFC* Sideboard Limit (mt)	Inter-Co-op Sideboard Transfer (mt)	Final Sideboard Limit (mt)**	UFC Co-op Catch (mt)	Difference Over "+" (mt) Under "-" (mt)	
Area 610 "A" season pollock	1,350	226	0	226	0	-226	
Area 620 "A" season pollock	4,032	0	0	0	0	0	
Area 630 "A" season pollock	2,234	38	0	38	0	-38	
Area 610 "B" season pollock	1,350	226	0	226	0	-226	
Area 620 "B" season pollock	4,600	0	0	0	0	0	
Area 630 "B" season pollock	1,246	21	0	21	0	-21	
Area 610 "C" season pollock	11,834	2,376	0	2,376	0	-2,376	
Area 620 "C" season pollock	1,440	0	0	0	0	0	
Area 630 "C" season pollock	3,222	54	0	54	0	-54	
Area 610 "D" season pollock	11,834	1,980	0	1,980	0	-1,980	
Area 620 "D" season pollock	1,440	0	0	0	0	0	
Area 630 "D" season pollock	3,222	54	0	54	0	-54	
Area 640 Annual pollock	2,618	0	0	0	0	0	
Area 650 Annual pollock	3,467	NA	NA	NA	0	NA	
Western "A" season GOA Pacific cod	2,029	230	0	230	0	-230	
Central "A" season GOA Pacific cod	1,376	26	0	26	0	-26	
Western "B" season GOA Pacific cod	1,352	153	0	153	0	-153	
Central "B" season GOA Pacific cod	917	17	0	17	0	-17	
Eastern Annual inshore GOA Pacific cod	42	NA	NA	NA	0	NA	
Eastern Annual offshore GOA Pacific cod	5	NA	NA	NA	0	NA	
Western GOA sablefish	0	0	0	0	0	0	
Central GOA sablefish	58	NA	NA	NA	0	NA	
Eastern GOA sablefish	9	NA	NA	NA	0	NA	
Western GOA shallow-water flatfish	207	0	0	0	0	0	
Central GOA shallow-water flatfish	1,133	0	0	0	0	0	
Eastern GOA shallow-water flatfish	54	0	0	0	0	0	
Western GOA deep-water flatfish	0	0	0	0	0	0	
Central GOA deep-water flatfish	223	0	0	0	0	0	
Eastern GOA deep-water flatfish	71	0	0	0	0	0	
Western GOA rex sole	1	0	0	NA	0	NA	
Central GOA rex sole	189	0	0	NA	0	NA	
Eastern GOA rex sole	6	0	0	NA	0	NA	
Western GOA arrowtooth flounder	30	0	0	0	0	0	
Central GOA arrowtooth flounder	2,100	0	0	0	0	0	
Eastern GOA arrowtooth flounder	3	0	0	0	0	0	
Western GOA flathead sole	31	0	0	NA	0	NA	
Central GOA flathead sole	328	0	0	NA	0	NA	
Eastern GOA flathead sole	3	0	0	NA	0	NA	
Western GOA Pacific ocean perch	6	NA	NA	NA	0	NA	
Central GOA Pacific ocean perch	1,247	NA	NA	NA	0	NA	
Eastern GOA Pacific ocean perch	213	NA	NA	NA	0	NA	
Western GOA northern rockfish	0	NA	NA	NA	0	NA	
Central GOA northern rockfish	93	NA	NA	NA	0	NA	
Western GOA shortraker rockfish	0	0	0	0	0	0	
Central GOA shortraker rockfish	7	NA	NA	NA	0	NA	
Eastern GOA shortraker rockfish	10	NA	NA	NA	0	NA	
Western GOA dusky rockfish	0	0	0	0	0	0	
Central GOA dusky rockfish	0	0	0	0	0	0	
Eastern GOA dusky rockfish	2	0	0	0	0	0	
Western GOA rougheye rockfish	0	0	0	0	0	0	
Central GOA rougheye rockfish	17	NA	NA	NA	0	NA	
Eastern GOA rougheye rockfish	6	NA	NA	NA	0	NA	
SEO GOA demersal shell rockfish	0	NA	NA	NA	0	NA	
Western GOA thornyhead rockfish	8	NA	NA	NA	0	NA	
Central GOA thornyhead rockfish	28	NA	NA	NA	0	NA	
Eastern GOA thornyhead rockfish	19	NA	NA	NA	0	NA	
Central GOA other rockfish	261	NA	NA	NA	0	NA	
Eastern GOA other rockfish	0	0	0	0	0	0	
GOA Atka mackerel	93	NA	NA	NA	0	NA	
Western GOA big skates	6	NA	NA	NA	0	NA	
Central GOA big skates	12	NA	NA	NA	0	NA	
Eastern GOA big skates	7	NA	NA	NA	0	NA	
Western GOA longnose skates	0	0	0	0	0	0	
Central GOA longnose skates	16	NA	NA	NA	0	NA	
Eastern GOA longnose skates	4	NA	NA	NA	0	NA	
GOA other skates	12	NA	NA	NA	0	NA	
GOA sculpins	35	NA	NA	NA	0	NA	
GOA sharks	28	NA	NA	NA	0	NA	
GOA squids	7	NA	NA	NA	0	NA	
GOA octopuses	31	NA	NA	NA	0	NA	
Co-op All Species Sideboard Total	66,224	0	5,401	0	5,401	0	-5,401

Note: Some totals are rounded. Catch totals are from UFC & Seastate data.

* UFC sideboard allocations are made from total AFA CV sideboard limit (Table 18, 82FR12032) when a directed fishery may occur.

** Final sideboard limit totals may also include amounts withheld for bycatch requirements.

Exhibit 9. Comparison of UniSea Fleet Cooperative member vessels directed Bering Sea Pacific cod catches with final allocations, 2017.

Boat	Total Co-op Cod Allocation (MT)	UFC Transfers In(+), Out(-) (MT)	UFC Final Cod Allocation (MT)	<i>Directed</i> Bering Sea Cod Catch (MT)	Difference Over (+) Under (-) (MT)
Alsea	290	-252	37	0	-37
Argosy	318	-137	180	0	-180
Auriga	33	0	33	0	-33
Aurora	33	0	33	0	-33
Defender	14	0	14	0	-14
Fierce Allegiance	160	0	160	0	-160
GunMar	0	0	0	0	0
Nordic Star	756	0	756	606	-149
Starfish	378	+132	510	510	0
Starlite	373	0	373	0	-373
Starward	688	0	688	547	-141
Seadawn	677	+303	980	892	+88
Morning Star (57')	0	0	0	0	0
UFC Total	3,720	+45 *	3,765	2,556	-1,253

Note: Some totals may not add due to rounding. Catch totals are from Seastate data.

* A transfer from Akutan Co-op of 45.36 mt of cod was completed during the A-season

Exhibit 10. Directed Pacific cod fishing catch and bycatch for the UniSea Fleet Cooperative member vessels, 2017.

Boat	Directed Bering Sea Pacific cod Catch (MT)	Other Groundfish Catch (MT)	Halibut Mortality (MT)	Herring Catch (MT)	Red King Crab (#)	<i>bairdi</i> Tanner Crab (#)	Other Tanner Crab (#)	Chinook Salmon (#)	Other Salmon (#)
Alea	0	0	0	0	0	0	0	0	0
Argosy	0	0	0	0	0	0	0	0	0
Auriga	0	0	0	0	0	0	0	0	0
Aurora	0	0	0	0	0	0	0	0	0
Defender	0	0	0	0	0	0	0	0	0
Fierce Allegiance	0	0	0	0	0	0	0	0	0
GunMar	0	0	0	0	0	0	0	0	0
Nordic Star	606	31	3	0	0	53	0	22	0
Starfish	510	20	0	0	0	0	0	0	0
Starlite	0	0	0	0	0	0	0	0	0
Starward	547	24	0	0	0	0	0	0	0
Seadawn	892	35	3	0	0	0	0	0	0
Morning Star (57')	0	0	0	0	0	0	0	0	0
UFC Total	2,556	110	6	0	0	53	0	22	0

* Some totals are rounded to nearest metric ton or number of animals.

Note: Catch and PSC totals are from Seastate data.

Exhibit 11. Transfers of UniSea Fleet Cooperative Gulf of Alaska pollock sideboard limits to other catcher vessel co-ops, 2017.

Gulf Area/Season	Transfers To	Transfer Amount (MT)
NO TRANSFERS OF GOA POLLOCK, 2017		
Total GOA Transfers		0

Exhibit 12. UniSea Fleet Cooperative vessel-by-vessel prohibited species catch, 2017.

Boat	Halibut Mortality (MT)	Herring Catch (MT)	Red King Crab (#)	<i>bairdi</i> Tanner Crab (#)	Other Tanner Crab (#)	Chinook Salmon (#)	Other Salmon (#)
Alsea	0	4	0	0	0	224	2,632
Argosy	0	32	0	0	0	331	2,347
Auriga	0	1	0	0	0	403	5,150
Aurora	0	23	0	0	0	425	2,443
Defender	0	5	0	0	0	807	10,010
Fierce Allegiance	0	4	0	0	0	146	8,584
GunMar	0	0	0	0	0	0	0
Nordic Star	3	1	0	53	0	270	2,810
Starfish	0	2	0	0	0	373	4,098
Starlite	0	1	0	0	0	289	3,353
Starward	0	0	0	0	0	314	3,028
Seadawn	3	2	0	0	0	264	2,953
Morning Star (57')	0	0	0	0	0	0	0
UFC Total	6	76	0	54	0	3,846	47,408

* Some totals are rounded to nearest metric ton or number of animals.

Note: PSC totals are from Seastate data.

Exhibit 13. UniSea Fleet Cooperative vessel-by-vessel sideboard species catch (landed and discarded mt), 2017.

Groundfish Spp/Area	Aalsea	Argosy	Auriga	Aurora	Defender*	Fierce Alleg.	Mar-Gun	Nordic Star	Starfish	Starlite	Starward	Seadawn	UFC Ttl
Landed Catch (mt)													
Pcod BSAI	40	42	42	47	49	38	0	634	549	30	579	936	2,985
Sablefish BSAI	0	0	0	1	0	0	0	0	0	0	0	1	2
Atka mack. BSAI	0	0	0	0	0	0	0	0	0	0	0	0	0
Rock sole BSAI	7	1	3	7	8	3	0	5	1	1	3	4	43
Turbot BSAI	0	0	0	0	0	0	0	0	0	0	0	0	0
Arrowtooth BSAI	1	1	0	0	1	0	0	0	1	0	0	0	5
Kam. flound. BSAI	0	0	0	0	0	0	0	0	0	0	0	0	0
AKPlaice BSAI	0	0	0	0	0	0	0	0	0	0	0	0	0
Oflats BSAI	1	0	1	1	1	0	0	0	0	0	0	0	4
Flathead BSAI	11	3	3	5	6	3	0	4	3	0	2	5	46
POP BS	7	10	7	7	18	1	0	1	2	1	0	4	57
POP AI	0	0	0	0	0	0	0	0	0	0	0	0	0
Northern RF BSAI	0	0	0	0	0	0	0	0	0	0	0	0	0
Shorotraker BSAI	0	0	0	0	0	0	0	0	0	0	0	0	0
Rougheye BSAI	0	0	0	0	0	0	0	0	0	0	0	0	0
ORockfish BS	0	0	0	0	0	0	0	0	0	0	0	0	1
ORockfish AI	0	0	0	0	0	0	0	0	0	0	0	0	0
Skates BSAI	0	0	0	0	0	0	0	0	0	0	0	0	0
Sculpins BSAI	0	0	0	0	0	0	0	0	0	0	0	0	0
Sharks BSAI	0	0	0	0	0	0	0	0	0	0	0	0	0
Squid BSAI	3	0	7	10	0	0	0	0	0	0	0	0	19
Octopus BSAI	0	0	0	0	0	0	0	0	0	0	0	0	0
Yellowfin BSAI	1	0	0	0	0	0	0	0	0	0	0	0	2
Discarded Catch (mt)													
Pcod BSAI	0	0	0	0	0	0	0	0	0	0	0	0	1
Sablefish BSAI	0	0	0	0	0	0	0	0	0	0	0	0	0
Atka mack. BSAI	0	0	0	0	0	0	0	0	0	0	0	0	0
Rock sole BSAI	0	0	0	0	0	0	0	4	2	0	3	3	13
Turbot BSAI	0	0	0	0	0	0	0	0	0	0	0	0	0
Arrowtooth BSAI	0	0	0	0	0	0	0	1	0	0	0	1	2
Kam. flound. BSAI	0	0	0	0	0	0	0	0	0	0	0	0	0
AKPlaice BSAI	0	0	0	0	0	0	0	0	0	0	0	0	0
Oflats BSAI	0	0	0	0	0	0	0	1	0	0	0	1	2
Flathead BSAI	0	0	0	0	0	0	0	2	1	0	2	2	7
POP BS	0	0	0	0	0	0	0	0	0	0	0	0	0
POP AI	0	0	0	0	0	0	0	0	0	0	0	0	0
Northern RF BSAI	0	0	0	0	0	0	0	0	0	0	0	0	0
Shorotraker BSAI	0	0	0	0	0	0	0	0	0	0	0	0	0
Rougheye BSAI	0	0	0	0	0	0	0	0	0	0	0	0	0
ORockfish BS	0	0	0	0	0	0	0	0	0	0	0	0	0
ORockfish AI	0	0	0	0	0	0	0	0	0	0	0	0	0
Skates BSAI	0	0	0	0	0	0	0	0	0	0	0	0	0
Sculpins BSAI	0	0	0	0	0	0	0	0	0	0	0	0	0
Sharks BSAI	0	0	0	0	0	0	0	0	0	0	0	0	0
Squid BSAI	0	0	0	0	0	0	0	0	0	0	0	0	0
Octopus BSAI	0	0	0	0	0	0	0	0	0	0	0	0	0
Yellowfin BSAI	0	0	0	0	0	0	0	0	0	0	0	0	1

Note: some totals are rounded

Total landings and discards of BSAI sideboard species by vessel are provided by Seastate and represent all directed or incidental catch (both landings and discards) taken in all UFC fishing in 2017. F/V Morning Star (57) did not fish in the Bering Sea in 2017. Yellowfin sole is shown but is not a sideboard species in 2017.

* Includes catches from three vessels during Amendment 69 contract fishing.

ATTACHMENT 1

UFC MEMBERSHIP AGREEMENT 2017 ADDENDUM

UNISEA FLEET COOPERATIVE
MEMBERSHIP AGREEMENT
2017 ADDENDUM

Each of the undersigned hereby acknowledges and agrees that the terms and conditions of the UniSea Fleet Cooperative Amended and Restated Membership Agreement dated as of September 24, 2010, as amended by a First Amendment to Amended and Restated Membership Agreement dated as of January 4, 2011, Second Amendment dated February 4, 2016, and Membership Agreement Addenda dated as of November 16, 2010, and November 9, 2011 (collectively, the "Membership Agreement"), is in full force and effect, and binds the undersigned for the year 2017, and that the Exhibit A attached hereto replaces in its entirety the existing Exhibit A to the Membership Agreement.


Each of the undersigned hereby certifies that each of its member vessels as identified on the attached Exhibit A: (i) is a "qualified catcher vessel" within the meaning of 50 CFR 679.4(6)(ii)(D); (ii) delivered more pollock to UniSea, Inc. than to any other AFA inshore processor or stationary floating processor in the last year in which the vessel engaged in directed fishing for pollock in the BSAI for delivery to the inshore sector; (iii) is otherwise eligible to fish for groundfish in the BSAI; (iv) has an AFA catcher vessel permit with an inshore endorsement; (v) has no permit sanctions or other type of sanctions against it that would prevent it from fishing for groundfish in the BSAI; and (vi) is named on a valid LLP permit authorizing the vessel to engage in trawling for pollock in the Bering Sea.

Each of the undersigned further certifies that (a) at least 80 percent of the owners of the qualified catcher vessels are parties to the Membership Agreement; and (b) that the Membership Agreement requires that the Cooperative deliver at least 90% of its BSAI Pollock catch to its designated AFA processor.

The cooperative's designated representative within the meaning of 50 CFR 679.61(c) is Duncan R. McIntosh. The cooperative's registered agent for service of process is Mundt MacGregor L.L.P., 271 Wyatt Way NE, Suite 106, Bainbridge Island, Washington 98110-2873.

Dated effective as of November 14, 2016.

RONDYS, INC.

By: 
Name: Margaret Hall
Title: Vice President of Operations

AURIGA/AURORA GENERAL
PARTNERSHIP

By: _____
Name: Jeff Hendricks
Title: Manager

**UNISEA FLEET COOPERATIVE
MEMBERSHIP AGREEMENT
2017 ADDENDUM**

Each of the undersigned hereby acknowledges and agrees that the terms and conditions of the UniSea Fleet Cooperative Amended and Restated Membership Agreement dated as of September 24, 2010, as amended by a First Amendment to Amended and Restated Membership Agreement dated as of January 4, 2011, Second Amendment dated February 4, 2016, and Membership Agreement Addenda dated as of November 16, 2010, and November 9, 2011 (collectively, the "Membership Agreement"), is in full force and effect, and binds the undersigned for the year 2017, and that the Exhibit A attached hereto replaces in its entirety the existing Exhibit A to the Membership Agreement.

Each of the undersigned hereby certifies that each of its member vessels as identified on the attached Exhibit A: (i) is a "qualified catcher vessel" within the meaning of 50 CFR 679.4(6)(ii)(D); (ii) delivered more pollock to UniSea, Inc. than to any other AFA inshore processor or stationary floating processor in the last year in which the vessel engaged in directed fishing for pollock in the BSAI for delivery to the inshore sector; (iii) is otherwise eligible to fish for groundfish in the BSAI; (iv) has an AFA catcher vessel permit with an inshore endorsement; (v) has no permit sanctions or other type of sanctions against it that would prevent it from fishing for groundfish in the BSAI; and (vi) is named on a valid LLP permit authorizing the vessel to engage in trawling for pollock in the Bering Sea.

Each of the undersigned further certifies that (a) at least 80 percent of the owners of the qualified catcher vessels are parties to the Membership Agreement; and (b) that the Membership Agreement requires that the Cooperative deliver at least 90% of its BSAI Pollock catch to its designated AFA processor.

The cooperative's designated representative within the meaning of 50 CFR 679.61(c) is Duncan R. McIntosh. The cooperative's registered agent for service of process is Mundt MacGregor L.L.P., 271 Wyatt Way NE, Suite 106, Bainbridge Island, Washington 98110-2873.

Dated effective as of November 14, 2016.


RONDYS, INC.

By: _____
Name: Margaret Hall
Title: Vice President of Operations

**AURIGA/AURORA GENERAL
PARTNERSHIP**

By: 
Name: Jeff Hendricks
Title: Manager

DONA MARTITA LLC

By: 
Name: Robert Desautel
Title: Managing Member

FIERCE ALLEGIANCE LLC

By: R&B Fisheries, Inc.
Its: Manager

By: _____
Name: Rick Mezich
Title: President

FISHING VESSEL MORNING STAR LLC

By: R&B Fisheries, Inc.
Its: Manager

By: _____
Name: Rick Mezich
Title: President

F/V NORDIC STAR LLC

By: Aleutian Spray Fisheries, Inc.
Its: Managing Member

By: _____
Name: Chris Swasand
Title: President

FY FISHERIES, INC.

By: _____
Name: Fred Yeck
Title: President

F/V STARFISH, LLC

By: R&B Fisheries, Inc.
Its: Manager

By: _____
Name: Rick Mezich
Title: President

STARLITE FISHERIES, LLC

By: R&B Fisheries, Inc.
Its: Manager

By: _____
Name: Rick Mezich
Title: President

STARWARD FISHERIES, LLC

By: R&B Fisheries, Inc.
Its: Manager

By: _____
Name: Rick Mezich
Title: President

MARGUN ENTERPRISES LLC

By: _____
Name: Gunnar Ildhuso, Jr.
Title: Manager

UNISEA FLEET COOPERATIVE

By: _____
Name: Jeff Hendricks
Title: President

DONA MARTITA LLC

By: 
Name: Robert Desautel
Title: Managing Member

FIERCE ALLEGIANCE LLC

By: R&B Fisheries, Inc.
Its: Manager

By: 
Name: Rick Mezich
Title: President

FISHING VESSEL MORNING STAR LLC

By: R&B Fisheries, Inc.
Its: Manager

By: 
Name: Rick Mezich
Title: President

F/V NORDIC STAR LLC

By: Aleutian Spray Fisheries, Inc.
Its: Managing Member

By: _____
Name: Chris Swasand
Title: President

FY FISHERIES, INC.

By: _____
Name: Fred Yeck
Title: President

F/V STARFISH, LLC

By: R&B Fisheries, Inc.
Its: Manager

By: 
Name: Rick Mezich
Title: President

STARLITE FISHERIES, LLC

By: R&B Fisheries, Inc.
Its: Manager

By: 
Name: Rick Mezich
Title: President

STARWARD FISHERIES, LLC

By: R&B Fisheries, Inc.
Its: Manager

By: 
Name: Rick Mezich
Title: President

MARGUN ENTERPRISES LLC

By: _____
Name: Gunnar Ildhuso, Jr.
Title: Manager

UNISEA FLEET COOPERATIVE

By: _____
Name: Jeff Hendricks
Title: President

DONA MARTITA LLC

By: _____
Name: Robert Desautel
Title: Managing Member

FIERCE ALLEGIANCE LLC

By: R&B Fisheries, Inc.
Its: Manager

By: _____
Name: Rick Mezich
Title: President

FISHING VESSEL MORNING STAR LLC

By: R&B Fisheries, Inc.
Its: Manager

By: _____
Name: Rick Mezich
Title: President

F/V NORDIC STAR LLC

By: Aleutian Spray Fisheries, Inc.
Its: Managing Member

By: 
Name: Chris Swasand
Title: President

FY FISHERIES, INC.

By: 
Name: Fred Yeck
Title: President

F/V STARFISH, LLC

By: R&B Fisheries, Inc.
Its: Manager

By: _____
Name: Rick Mezich
Title: President

STARLITE FISHERIES, LLC

By: R&B Fisheries, Inc.
Its: Manager


By: _____
Name: Rick Mezich
Title: President

STARWARD FISHERIES, LLC

By: R&B Fisheries, Inc.
Its: Manager

By: _____
Name: Rick Mezich
Title: President

MARGUN ENTERPRISES LLC

By: 
Name: Gunnar Ildhuso, Jr.
Title: Manager

UNISEA FLEET COOPERATIVE

By: _____
Name: Jeff Hendricks
Title: President

DONA MARTITA LLC

By: _____
Name: Robert Desautel
Title: Managing Member

FIERCE ALLEGIANCE LLC

By: R&B Fisheries, Inc.
Its: Manager

By: _____
Name: Rick Mezich
Title: President

FISHING VESSEL MORNING STAR LLC

By: R&B Fisheries, Inc.
Its: Manager

F/V NORDIC STAR LLC

By: Aleutian Spray Fisheries, Inc.
Its: Managing Member

By: _____
Name: Rick Mezich
Title: President

By: _____
Name: Chris Swasand
Title: President

FY FISHERIES, INC.

By: _____
Name: Fred Yeck
Title: President

F/V STARFISH, LLC
By: R&B Fisheries, Inc.
Its: Manager

By: _____
Name: Rick Mezich
Title: President

STARLITE FISHERIES, LLC

By: R&B Fisheries, Inc.
Its: Manager

STARWARD FISHERIES, LLC

By: R&B Fisheries, Inc.
Its: Manager

By: _____
Name: Rick Mezich
Title: President

By: _____
Name: Rick Mezich
Title: President

MARGUN ENTERPRISES LLC

By: _____
Name: Gunnar Ildhuso, Jr.
Title: Manager

UNISEA FLEET COOPERATIVE

By: 
Name: Jess Papanicks
Title: President

**UNISEA FLEET COOPERATIVE
EXHIBIT A
TO 2017 ADDENDUM**

**BERING SEA POLLOCK FISHERY
HARVEST SCHEDULE**

This Harvest Schedule is based on the best information available to the Members at the time of its preparation. It will be amended from time to time pursuant to the terms of the Cooperative's Membership Agreement.

<i>MEMBER</i>	<i>VESSEL(S)</i>	<i>PERCENTAGE OF ALLOCATION</i>
Rondys, Inc.	ALSEA – ON 626517 ARGOSY – ON 611365	8.1264% 7.9774%
Aurora/Auriga General Partnership	AURIGA – ON 639547 AURORA – ON 636919	15.1347% 15.1388%
Dona Martita LLC	DEFENDER – ON 554030	15.7608%
Fierce Allegiance LLC	FIERCE ALLEGIANCE ON 588849	4.2441%
Margun Enterprises LLC	MAR-GUN – ON 525608	0.4721%

<i>MEMBER</i>	<i>VESSEL(S)</i>	<i>PERCENTAGE OF "ALLOCATION"</i>
Fishing Vessel Morning Star LLC	MORNING STAR – ON 1037811	2.3943%
F/V Nordic Star LLC	NORDIC STAR – ON 584684	6.2721%
F/V Starfish, LLC	STARFISH – ON 561651	6.8407%
FY Fisheries, Inc.	SEADAWN – ON 548685	6.3854%
Starlite Fisheries, LLC	STARLITE - ON 597065	5.5454%
Starward Fisheries, LLC	STARWARD - ON 617807	5.7079%
Total		100.000%